

SENCOR®

SFP 1000

MP3 player with changeable faces

Instruction Manual

Please read this manual carefully before operation.

EN

MP3 přehrávač s výměnnými kryty

Návod k obsluze

Přečtěte si prosím tento návod ještě dříve, než začnete s přístrojem pracovat.

CZ

MP3 prehrávač s výmennými krytmi

Návod na obsluhu

Prečítajte si, prosím, tento návod ešte skôr, než začnete s prístrojom pracovať.

SK

Cserélhető előlapos MP3 lejátszóhoz

Használati útmutató

Kérjük olvassa el ezt a használati útmutatót mielőtt a készüléket használni kezdi.

HU

Odtwarzacza MP3 z zmiennymi obudowami

Instrukcja obsługi

Przed rozpoczęciem używania urządzenia zapoznaj się z jego instrukcją obsługi.

PL

1. DECLARATION

First of all, thank you for using our MP3 digital player.

Before using please read this manual instruction carefully to operate unit properly. There may be alteration in the content of this manual. There will be no separate notice in the case of any changes in the performance and functions of this product.

If some sets and procedure are not identical, please take the real unit as standard

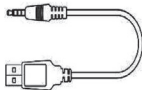
2. INCLUDED CONTENTS



Mp3



Earphone



USB




Manual

Three changeable faces are included in the package. If you would like to differentiate your cover then simply use a sticker with your own design.

Turn the cover to the right to replace it and to the left to put it on. Never lift up the cover.

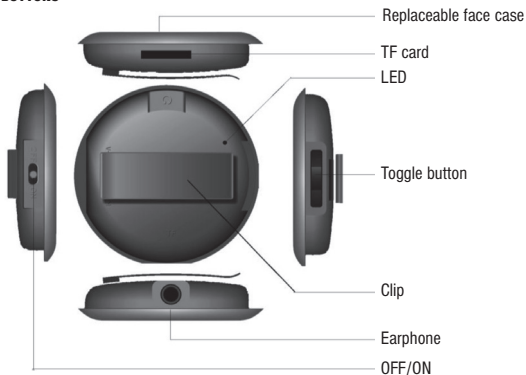
put on ← → take off



3. MAJOR FUNCTIONS

- It supports the music format of MP3
- It supports WIN98S/ME, WIN2000, WINXP, Vista and Win7 systems

BUTTONS



KEYS OPERATION:

- 1 "OFF/ON": Power on/off
- 2 "Toggle button": It is thumbwheel switches .PRE/ NEXT /VOL+/VOL-
- 3 "Earphone jack": Earphone slot

4. AUDIO PLAY

1. Put the earphone into the earphone slot.
2. Put the TF Card into the TF Card slot.
3. Turn the ON/OFF switch of the player for power ON
4. Select music: PRE: Short press PRE/VOL- key to select previous track
NEXT: Short press NEXT/VOL+ key to select next track
5. Control volume: Long press PRE/VOL- to turn down the volume.
Long press NEXT/VOL+ to turn up the volume.

LED INDICATOR

Function	LED
Charging	Slow flash
Full power	Long bright
Low power	Long bright and power off
Play	Slow flash
USB Data	Fast Blinking

5. CONNECT WITH THE PC

1



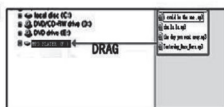
2



3



4



6. SPECIFICATION

Product Specification		
Item		Specification
Support System		Windows 98/SE/ME/2K/XP/Vista/7
Internal memory		Without internal memory
Music	format	MP3
	bit rate	8~320kbps
Environmental temperature		-20~+60 °Cs
Relative Humidity		20%~ 93% (40°C)
Dimensions		45× 45×13.3mm
Weight		15g
Battery	power	lithium battery
Mp3 playing time		more than 3 hours
Micro SD slot		supports a max. capacity of up to 16MB, support SDHC



INSTRUCTIONS AND INFORMATION REGARDING THE DISPOSAL OF USED PACKAGING MATERIALS

Dispose of packaging material at a public waste disposal site.

DISPOSAL OF USED ELECTRICAL AND ELECTRONIC APPLIANCES

The meaning of the symbol on the product, its accessory or packaging indicates that this product shall not be treated as household waste. Please, dispose of this product at your applicable collection point for the recycling of electrical & electronic equipment waste. Alternatively in some states of the European Union or other European states you may return your products to your local retailer when buying an equivalent new product. The correct disposal of this product will help save valuable natural resources and help in preventing the potential negative impact on the environment and human health, which could be caused as a result of improper liquidation of waste. Please ask your local authorities or the nearest waste collection centre for further details. The improper disposal of this type of waste may fall subject to national regulations for fines.

For business entities in the European Union

If you wish to dispose of an electrical or electronic device, request the necessary information from your seller or supplier.

Disposal in other countries outside the European Union

If you wish to dispose of this product, request the necessary information about the correct disposal method from local government departments or from your seller.



This product meets all the basic EU regulation requirements that relate to it.

Changes to the text, design and technical specifications may occur without prior notice and we reserve the right to make these changes.