

CHEST FREEZER

OWNER'S MANUAL

PHILCO



Famous for Quality the World Over

PCF 1002 i

PCF 1452 i

PCF 2002 i

PCF 2602 i

PCF 3162 i

PCF 3802 i

PCF 198 DFPI


PCF 254 DFPI

PCF 308 DFPI

**Dear customer,
Thank you for buying a PHILCO brand product. So that your appliance serves you well, please read all the instructions in this user's manual.**

CONTENTS

PART 1: SAFETY INFORMATION	2
PART 2: OVERVIEW	10
PART 3: INSTALLATION	11
INSTALL DOOR EXTERNAL HANDLE (IF EXTERNAL HANDLE IS PRESENT).....	11
LOCATION.....	13
ELECTRICAL CONNECTION.....	13
SPACE REQUIREMENT	13
POSITIONING	13
PART 4: DAILY USE	14
FIRST USE.....	14
TEMPERATURE SETTING.....	14
DAILY USE	15
HELPFUL HINTS AND TIPS	16
CLEANING.....	16
TROUBLESHOOTING	18
REPLACE THE LAMP.....	19
STORAGE INSTRUCTIONS	20
PART 5: PRODUCT INFORMATION SHEET	22
TECHNICAL INFORMATION	31
TESTING INFORMATION.....	31
CUSTOMER CARE AND SERVICE	31
INSTRUCTIONS AND INFORMATION REGARDING THE DISPOSAL OF USED PACKAGING MATERIALS	32
DISPOSAL OF USED ELECTRICAL AND ELECTRONIC APPLIANCES	32

 This appliance has been tested in accordance with the directives in force in the European Union. This appliance conforms to the relevant safety provisions for electrical appliances in force in the European Union.

PART 1: SAFETY INFORMATION



FOR YOUR SAFETY AND CORRECT USAGE, BEFORE INSTALLING AND FIRST USING THE APPLIANCE, READ THIS USER MANUAL CAREFULLY, INCLUDING ITS HINTS AND WARNINGS. TO AVOID UNNECESSARY MISTAKES AND ACCIDENTS, IT IS IMPORTANT TO MAKE SURE THAT ALL PEOPLE USING THE APPLIANCE ARE THOROUGHLY FAMILIAR WITH ITS OPERATION AND SAFETY FEATURES. SAVE THESE INSTRUCTIONS AND BE SURE THAT THEY REMAIN WITH THE APPLIANCE IF IT IS MOVED OR SOLD, SO THAT ANYONE USING IT THROUGHOUT ITS LIFE, WILL BE PROPERLY INFORMED ON ITS USAGE AND SAFETY NOTICES. FOR THE SAFETY OF LIFE AND PROPERTY, KEEP THE PRECAUTIONS OF THESE USER'S INSTRUCTIONS AS THE MANUFACTURER IS NOT RESPONSIBLE FOR DAMAGES CAUSED BY OMISSION.

- THIS APPLIANCE CAN BE USED BY CHILDREN AGED FROM 8 YEARS AND ABOVE AND PERSONS WITH REDUCED PHYSICAL, SENSORY OR MENTAL CAPABILITIES OR LACK OF EXPERIENCE AND KNOWLEDGE IF THEY HAVE BEEN GIVEN SUPERVISION OR INSTRUCTION CONCERNING USE OF THE APPLIANCE IN A SAFE WAY AND UNDERSTAND THE HAZARDS INVOLVED.
- CHILDREN AGED FROM 3 TO 8 YEARS ARE ALLOWED TO LOAD AND UNLOAD REFRIGERATING APPLIANCES.
- CHILDREN SHALL NOT PLAY WITH THE APPLIANCE.
- CLEANING AND USER MAINTENANCE CANNOT BE PERFORMED BY CHILDREN WITHOUT SUPERVISION.

● IF THE SUPPLY CABLE GETS DAMAGED, HAVE IT REPLACED BY A SPECIALIZED SERVICE CENTER IN ORDER TO AVOID DANGEROUS SITUATIONS. IT IS PROHIBITED TO USE THE APPLIANCE WHEN THE SUPPLY CABLE IS DAMAGED.

● **CAUTION:** IF YOUR MODEL IS EQUIPPED WITH AN ICE MAKER WITHOUT WATER SUPPLY CONNECTION, FILL IT WITH DRINKING WATER ONLY.

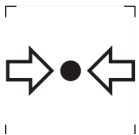
● **WARNING:** KEEP VENTILATION OPENINGS, IN THE APPLIANCE ENCLOSURE OR IN THE BUILT-IN STRUCTURE, CLEAR OF OBSTRUCTION.

● **WARNING:** DO NOT USE MECHANICAL DEVICES OR OTHER MEANS TO ACCELERATE THE DEFROSTING PROCESS, OTHER THAN THOSE RECOMMENDED BY THE MANUFACTURER.

● **WARNING:** DO NOT DAMAGE THE REFRIGERANT CIRCUIT.

● **WARNING:** DO NOT USE ELECTRICAL APPLIANCES INSIDE THE FOOD STORAGE COMPARTMENTS OF THE APPLIANCE, UNLESS THEY ARE OF THE TYPE RECOMMENDED BY THE MANUFACTURER.

● **WARNING:** DO NOT STORE EXPLOSIVE SUBSTANCES SUCH AS AEROSOL CANS WITH A FLAMMABLE PROPELLANT IN THIS APPLIANCE.



ISO 7000-1701 MARK (2004-01)
LABELS MEDIA UNDER PRESSURE..

THIS APPLIANCE IS INTENDED TO BE USED IN HOUSEHOLDS AND SIMILAR PREMISES, SUCH AS:

– KITCHENETTES IN SHOPS, OFFICES AND OTHER WORKPLACES; APPLIANCES USED BY GUESTS IN HOTELS, MOTELS, AND OTHER ACCOMMODATION FACILITIES; APPLIANCES USED IN BED-AND-BREAKFAST FACILITIES; APPLIANCES USED IN CATERING AND OTHER SIMILAR NON-VENDING ENVIRONMENTS.

ONLY SOME REFRIGERATOR MODELS ARE EQUIPPED WITH ICE MAKER. INTEGRATED ICE MAKERS MUST BE INSTALLED BY THE MANUFACTURER OR ITS SERVICING ORGANIZATION ONLY.

- THE FOLLOWING GOES FOR SELECTED MODELS EQUIPPED WITH AN ICE MAKER WITH WATER CONNECTION: **CAUTION:** CAN ONLY BY CONNECTED TO DRINKING WATER SUPPLY.
- **CAUTION:** THE APPLIANCE MUST BE FASTENED IN ACCORDANCE WITH THE MANUAL TO PREVENT DANGER CAUSED BY ITS INSTABILITY.
- **CAUTION:** THE COOLING SYSTEM CONTAINS REFRIGERANT UNDER HIGH PRESSURE. DO NOT MANIPULATE WITH THE SYSTEM. THE SYSTEM MAY BE REPAIRED BY AUTHORIZED PERSONS ONLY.



WARNING :
RISK OF FIRE / FLAMMABLE MATERIALS

CONTAINS COOLING GAS ISOBUTANE

R600A

REFRIGERANT

THE REFRIGERANT ISOBUTENE (R600A) IS CONTAINED WITHIN THE REFRIGERANT CIRCUIT OF THE APPLIANCE, A NATURAL GAS WITH A HIGH LEVEL OF ENVIRONMENTAL COMPATIBILITY, WHICH IS NEVERTHELESS FLAMMABLE. DURING TRANSPORTATION AND INSTALLATION OF THE APPLIANCE, ENSURE THAT NONE OF THE COMPONENTS OF THE REFRIGERANT CIRCUIT BECOMES DAMAGED. THE REFRIGERANT (R600A) IS FLAMMABLE.

● **WARNING** — REFRIGERATORS CONTAIN REFRIGERANT AND GASES IN THE INSULATION. REFRIGERANT AND GASES MUST BE DISPOSED OF PROFESSIONALLY AS THEY MAY CAUSE EYE INJURIES OR IGNITION. ENSURE THAT TUBING OF THE REFRIGERANT CIRCUIT IS NOT DAMAGE PRIOR TO PROPER DISPOSAL.



THE SYMBOL  IS A WARNING AND INDICATES THE REFRIGERANT AND INSULATION BLOWING GAS ARE FLAMMABLE.

WARNING : RISK OF FIRE / FLAMMABLE MATERIALS

IF THE REFRIGERANT CIRCUIT SHOULD BE DAMAGED:

- AVOID OPENING FLAMES AND SOURCES OF IGNITION.
- THOROUGHLY VENTILATE THE ROOM IN WHICH THE APPLIANCE IS SITUATED.

IT IS DANGEROUS TO ALTER THE SPECIFICATIONS OR MODIFY THIS PRODUCT IN ANY WAY.

ANY DAMAGE TO THE CORD MAY CAUSE A SHORT CIRCUIT, FIRE, AND/OR ELECTRIC SHOCK.

● **CAUTION:** THE COOLING SYSTEM CONTAINS REFRIGERANT UNDER HIGH PRESSURE. DO NOT MANIPULATE WITH THE SYSTEM.

THE SYSTEM MAY BE REPAIRED BY AUTHORIZED PERSONS ONLY.

● **CAUTION:** WHEN PLACING THE APPLIANCE IT MUST BE ENSURED THAT THE SUPPLY CORD DOES NOT GET CAUGHT OR DAMAGED.

● **CAUTION:** DO NOT PLACE PORTABLE MULTIPLE SOCKET-OUTLETS OR PORTABLE EXTENSION CABLES TO THE REAR SIDE OF THE APPLIANCE.



ELECTRICAL SAFETY

1. THE POWER CORD MUST NOT BE LENGTHENED.
2. MAKE SURE THAT THE POWER PLUG IS NOT CRUSHED OR DAMAGED.
A CRUSHED OR DAMAGED POWER PLUG MAY OVERHEAT AND CAUSE A FIRE.
3. MAKE SURE THAT YOU CAN ACCESS THE MAIN PLUG OF THE APPLIANCE.
4. DO NOT PULL THE MAIN CABLE.

5. IF THE POWER PLUG SOCKET IS LOOSE, DO NOT INSERT THE POWER PLUG. THERE IS A RISK OF ELECTRIC SHOCK OR FIRE.
6. YOU MUST NOT OPERATE THE APPLIANCE WITHOUT THE INTERIOR LIGHTING LAMP COVER.
7. THE FRIDGE IS ONLY APPLIED WITH POWER SUPPLY OF SINGLE PHASE ALTERNATING CURRENT OF 220~240V/50HZ. IF FLUCTUATION OF VOLTAGE IN THE DISTRICT OF USER IS SO LARGE THAT THE VOLTAGE EXCEEDS THE ABOVE SCOPE, FOR SAFETY SAKE, BE SURE TO APPLY A.C. AUTOMATIC VOLTAGE REGULATOR OF MORE THAN 350W TO THE FRIDGE.

THE FRIDGE MUST EMPLOY A SPECIAL POWER SOCKET INSTEAD OF COMMON ONE WITH OTHER ELECTRIC APPLIANCES. ITS PLUG MUST MATCH THE SOCKET WITH GROUND WIRE.

DAILY USE


- DO NOT STORE FLAMMABLE GAS OR LIQUIDS IN THE APPLIANCE, THERE IS A RISK OF AN EXPLOSION.
- DO NOT OPERATE ANY ELECTRICAL APPLIANCES IN THE APPLIANCE (E.G. ELECTRIC ICE CREAM MAKERS, MIXERS ETC.).
- WHEN UNPLUGGING ALWAYS PULL THE PLUG FROM THE MAINS SOCKET, DO NOT PULL ON THE CABLE.
- DO NOT PLACE HOT ITEMS NEAR THE PLASTIC COMPONENTS OF THIS APPLIANCE.
- DO NOT PLACE FOOD PRODUCTS DIRECTLY AGAINST THE AIR OUTLET ON THE REAR WALL.
- STORE PRE-PACKED FROZEN FOOD IN ACCORDANCE WITH THE FROZEN FOOD MANUFACTURE'S INSTRUCTIONS.
- THE APPLIANCES MANUFACTURES STORAGE RECOMMENDATIONS SHOULD BE STRICTLY ADHERED TO. REFER TO RELEVANT INSTRUCTIONS FOR STORAGE.

- DO NOT PLACE CARBONATED OR FIZZY DRINKS IN THE FREEZER COMPARTMENT AS IT CREATES PRESSURE ON THE CONTAINER,WHICH MAY CAUSE IT TO EXPLODE,RESULTING IN DAMAGE TO THE APPLIANCE.
- FROZEN FOOD CAN CAUSE FROST BURNS IF CONSUMED STRAIGHT FROM THE FREEZER COMPARTMENT.
- DO NOT PLACE THE APPLIANCE IN DIRECT SUNLIGHT.
- KEEP BURNING CANDLES,LAMPS AND OTHER ITEMS WITH NAKED FLAMES AWAY FROM THE APPLIANCE SO THAT DO NOT SET THE APPLIANCE ON FIRE.
- THE APPLIANCE IS INTENDED FOR KEEPING FOOD STUFF AND/OR BEVERAGES IN NORMAL HOUSEHOLD AS EXPLAINED IN THIS INSTRUCTION BOOKLET. YOU SHOULD TAKE CARE WHEN MOVE IT AS THE APPLIANCE IS HEAVY.
- DO NOT REMOVE OR TOUCH ITEMS FROM THE FREEZER COMPARTMENT IF YOUR HANDS ARE DAMP/WET, AS THIS COULD CAUSE SKIN ABRASIONS OR FROST/FREEZER BURNS.
- NEVER USE THE BASE,DRAWERS,DOORS ETC. TO STAND ON OR AS SUPPORTS.
- FROZEN FOOD MUST NOT BE REFROZEN ONCE IT HAS BEEN THAWED OUT.
- DO NOT CONSUME ICE POPSICLES OR ICE CUBES STRAIGHT FROM THE FREEZER AS THIS CAN CAUSE FREEZER BURN TO THE MOUTH AND LIPS.
- TO AVOID ITEMS FALLING AND CAUSING INJURY OR DAMAGE TO THE APPLIANCE,DO NOT OVERLOAD THE DOOR RACKS OR PUT TOO MUCH FOOD IN THE CRISPER DRAWERS.

INSTALLATION IMPORTANT!

- FOR ELECTRICAL CONNECTION CAREFULLY, FOLLOW THE INSTRUCTIONS GIVEN IN THIS MANUAL. UNPACK THE APPLIANCE AND CHECK IF THERE ARE DAMAGES ON IT.
- DO NOT CONNECT THE APPLIANCE IF IT IS DAMAGED. REPORT POSSIBLE DAMAGES IMMEDIATELY TO THE PLACE YOU BOUGHT IT. IN THIS CASE RETAIN PACKING.
- IT IS ADVISABLE TO WAIT AT LEAST FOUR HOURS BEFORE CONNECTING THE APPLIANCE TO ALLOW THE OIL TO FLOW BACK IN THE COMPRESSOR.
- ADEQUATE AIR CIRCULATION SHOULD BE AROUND THE APPLIANCE, LACKING THIS LEADS TO OVERHEATING. TO ACHIEVE SUFFICIENT VENTILATION, FOLLOW THE INSTRUCTIONS RELEVANT TO INSTALLATION.
- WHEREVER POSSIBLE THE BACK OF THE PRODUCT SHOULD NOT BE TOO CLOSE TO A WALL TO AVOID TOUCHING OR CATCHING WARM PARTS (COMPRESSOR, CONDENSER) TO PREVENT THE RISK OF A FIRE, FOLLOW THE INSTRUCTIONS RELEVANT TO INSTALLATION.
- THE APPLIANCE MUST NOT BE LOCATE CLOSE TO RADIATORS OR COOKERS.
- MAKE SURE THAT THE MAINS PLUG IS ACCESSIBLE AFTER THE INSTALLATION OF THE APPLIANCE.
- PLACE ALL PACKAGING MATERIALS OUT OF THE REACH OF CHILDREN, THERE IS A RISK OF SUFFOCATION.

PART 2: OVERVIEW



1. External Handle
2. Drain Hole
3. LED Lamp
4. Basket
5. Thermostat control panel

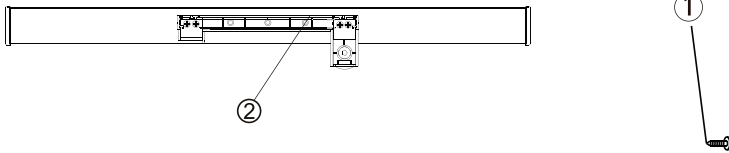
NOTE!

Above picture is for reference only.

PART 3: INSTALLATION

Install door external handle (if external handle is present)

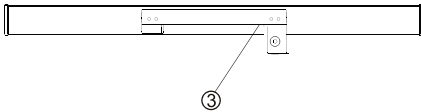
Step 1



Step 1

Take out 4 screws ① and handle base ② from accessory bag. Then fix the handle base ② with door by 4 screws ①.

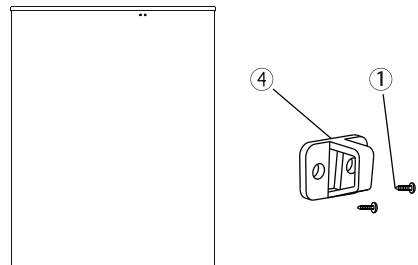
Step 2



Step 2

Insert handle cover ③ in the handle base ② until a click.

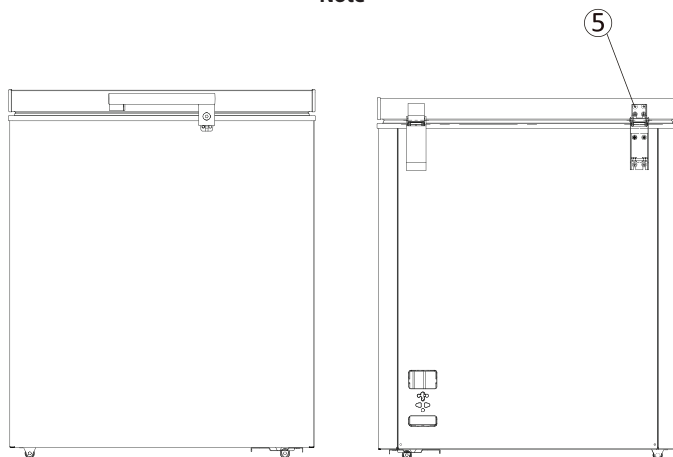
Step 3



Step 3

Screw lock catch ④ on the freezer cabinet by another 2 screws ①.

Note



Note!

If the lock ring failed to hold the lock when installing handle, please unscrew the round head screws ⑤ on the back of door and adjust the position of door upper and lower. Then drive the screw to fix the handle.

Location

The appliance should be installed well away from sources of heat such as radiators, boilers, direct sunlight etc. Ensure that air can circulate freely around the back of the cabinet. To ensure best performance, if the appliance is positioned below an overhanging wall unit, the minimum distance between the top of the cabinet and the wall unit must be at least 100 mm. Ideally, however, the appliance should not be positioned below overhanging wall units. Accurate leveling is ensured by one or more adjust-able feet at the base of the cabinet.



WARNING!

It must be possible to disconnect the appliance from the mains power supply; the plug must therefore be easily accessible after installation.

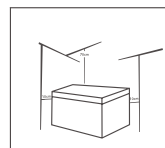
Electrical connection

Before plugging in, ensure that the voltage and frequency shown on the rating plate correspond to your domestic power supply. The appliance must be earthed. The power supply cable plug is provided with a contact for this purpose. If the domestic power supply socket is not earthed, connect the appliance to a separate earth in compliance with current regulations, consulting a qualified electrician. The manufacturer declines all responsibility if the above safety precautions are not observed. This appliance complies with the EU Directives.

Space requirement

The following are recommended. Clearances around the chest freezer

Sides	10cm
Back	10cm
Top	70cm



Positioning

Install this appliance at a location where the ambient temperature corresponds to the climate class indicated on the rating plate of the appliance:

Climate class	Ambient temperature
SN	+10°C to +32°C
N	+16°C to +32°C
ST	+18°C to +38°C
T	+18°C to +43°C

PART 4: DAILY USE

First use

Cleaning the interior

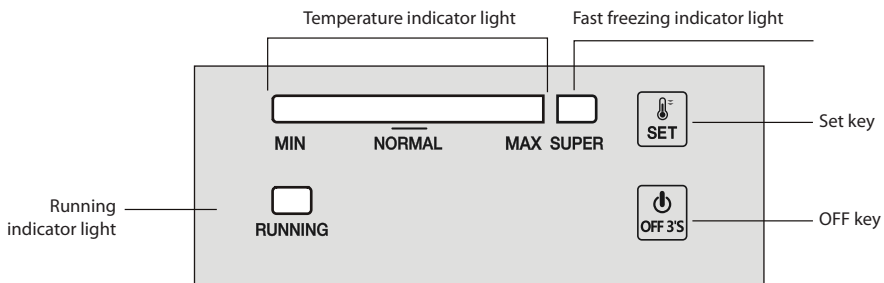
Before using the appliance for the first time, wash the interior and all internal accessories with lukewarm water and some neutral soap so as to remove the typical smell of a brand new product, then dry thoroughly.



IMPORTANT!

Do not use detergents or abrasive powders, as these will damage the finish.

Temperature setting



1.0 Electrical connection

- When the appliance is plugged in, all LED indicator lights will flash once. Then the appliance will resume the mode previously set before the electrical outage.

2.0 Temperature Setting

- Setting: Press "SET" button, enter the temperature setting mode. The temperature indicator bar of temperature goes up a scale by each press. This setting runs in cycles. Temperature can run from Scale MIN to Scale MAX. Scale MAX is the coldest. The temperature is automatically set in 5 seconds after last press.
- Super Freezing
 - Press "SET" button consecutively to enter "SUPER" freezing mode from Scale MAX, the indicator bar on the left hereby will turn dark whereas the indicator light of "SUPER" turns on. This mode is automatically set in 5 seconds after last press.
 - The compressor keeps working in "SUPER" freezing mode.
 - If the "SUPER" mode keeps running for 52 hours and not stopped manually, the system will automatically cut out this mode, with the temperature back at Scale 5.

2.1 Power On & Power Off

- If the appliance is working, press "ON/OFF" for 3 seconds to turn off.
- If the appliance is off, press "ON/OFF" for 3 seconds to turn on.

3.0 Indicator Lights

- Temperature Indicator Light (Bright Blue): To adjust the temperature from Scale MIN to Scale MAX. MAX is the coldest.
- Super Freezing Indicator Light (Bright Blue): Light on = in "SUPER" mode; light off = exit "SUPER" mode.
- Running Indicator Light (Bright Green): Light on = compressor in work; light off = compressor stops.
- 30 minutes after the last operation, the indicator light will be on in half luminance.

4.0 Resumption Function

- The appliance will automatically resume the mode previously set before the electrical outage.

5.0 Temperature Sensor Fault Alarm

- When there is a disconnection or short out of the temperature sensor, as a fault alarm, the temperature indicator bar will flash from left to right every 0.5 second.

Daily use

Freezing fresh food

- The freezer compartment is suitable for freezing fresh food and storing frozen and deep-frozen food for a long time.
- Place the fresh food to be frozen in the bottom compartment.
- The maximum amount of food that can be frozen in 24 hours is specified on the rating plate.
- The freezing process lasts 24 hours: during this period do not add other food to be frozen.

Storing frozen food

When first starting-up or after a period out of use. Before putting the product in the compartment let the appliance run at least 2 hours on the higher settings.



IMPORTANT!

In the event of accidental defrosting, for example the power has been off for longer than the value shown in the technical characteristics chart under "rising time", the defrosted food must be consumed quickly or cooked immediately and then re-frozen (after cooked).

Thawing

Deep-frozen or frozen food, prior to be used, can be thawed in a fridge compartment or at room temperature, depending on the time available for this operation.

Small pieces may even be cooked still frozen, directly from the freezer. In this case, cooking will take longer.

Helpful hints and tips

Hints for freezing

To help you make the most of the freezing process, here are some important hints:

- the maximum quantity of food which can be frozen in 24 hrs. is shown on the rating plate;
- the freezing process takes 24 hours. No further food to be frozen should be added during this period;
- only freeze top quality, fresh and thoroughly cleaned, foodstuffs;
- prepare food in small portions to enable it to be rapidly and completely frozen and to make it possible subsequently to thaw only the quantity required;
- wrap up the food in aluminium foil or polythene and make sure that the packages are airtight;
- do not allow fresh, unfrozen food to touch food which is already frozen, thus avoiding a rise in temperature of the latter;
- lean foods store better and longer than fatty ones; salt reduces the storage life of food;
- water ices, if consumed immediately after removal from the freezer compartment, can possibly cause the skin to be freeze burnt;
- it is advisable to show the freezing in date on each individual pack to enable you removal from the freezer compartment, can possibly cause the skin to be freeze burnt;
- it is advisable to show the freezing in date on each individual pack to enable you to keep track of the storage time.

Hints for storage of frozen food

To obtain the best performance from this appliance, you should:

- make sure that the commercially frozen foodstuffs were adequately stored by the retailer;
- be sure that frozen foodstuffs are transferred from the food store to the freezer in the shortest possible time;
- not open the door frequently or leave it open longer than absolutely necessary.
- Once defrosted, food deteriorates rapidly and cannot be refrozen.
- Do not exceed the storage period indicated by the food manufacturer.

Cleaning

For hygienic reasons the appliance interior, including interior accessories, should be cleaned regularly.



CAUTION!

The appliance may not be connected to the mains during cleaning. Danger of electrical shock! Before cleaning switch the appliance off and remove the plug from the mains, or switch off or turn out the circuit breaker or fuse. Never clean the appliance with a steam cleaner. Moisture could accumulate in electrical components, danger of electrical shock! Hot vapors can lead to the damage of plastic parts. The appliance must be dry before it is placed back into service.



IMPORTANT!

Ethereal oils and organic solvents can attack plastic parts, e.g. lemon juice or the juice from orange peel, butyric acid, cleanser that contain acetic acid.

- Do not allow such substances to come into contact the appliance parts.
- Do not use any abrasive cleaners
- Remove the food from the freezer. Store them in a cool place, well covered.
- Switch the appliance off and remove the plug from the mains, or switch off or turn out the circuit breaker of fuse.
- Clean the appliance and the interior accessories with a cloth and lukewarm water. After cleaning wipe with fresh water and rub dry.
- Accumulation of dust at the condenser increases energy consumption. For this reason carefully clean the condenser at the back of the appliance once a year with a soft brush or a vacuum cleaner.¹⁾
- After everything is dry place appliance back into service.

1) If the condenser is at back of appliance.

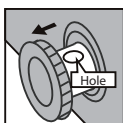
Defrosting of the freezer

The freezer, however, will become progressively covered with frost. This should be removed.

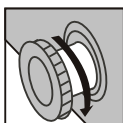
Never use sharp metal tools to scrape off frost from the evaporator as you could damage it.

However, when the ice becomes very thick on the inner liner, complete defrosting should be carried out as follows:

- Unplug the unit. Remove the drain plug from the inside of the freezer. Defrosting usually takes a few hours. To defrost faster keep the freezer door open.
- For draining, place a tray beneath the outer drain plug. Pull out the drain dial.



- Rotate the drain dial 180 degree. This will let the water flow out in the tray. When done, push the drain dial in. Replug the drain plug inside the freezer compartment. Note: monitor the container under the drain to avoid overflow.
- Wipe the interior of the freezer and replace the electrical plug in the electrical outlet.
- Reset the temperature control to the desired setting.



Troubleshooting



CAUTION!

Before troubleshooting, disconnect the power supply. Only a qualified electrician of competent person must do the troubleshooting that is not in this manual.



IMPORTANT!

There are some sounds during normal use (compressor, refrigerant circulation).

Problem	Possible cause	Solution
Appliance does not work.	Mains plug is not plugged in or is loose.	Insert mains plug.
	Fuse has blown or is defective.	Check fuse, replace if necessary.
	Socket is defective.	Mains malfunctions are to be corrected by an electrician.
Appliance freezes too much.	Temperature is set too cold or the appliance runs at MAX setting.	Turn the temperature regulator to a warmer setting temporarily.
The food is not frozen enough.	Temperature is not properly adjusted.	Please look in the initial Temperature Setting section.
	Door was open for an extended period.	Open the door only as long as necessary.
	A large quantity of warm food was placed in the appliance within the last 24 hours.	Turn the temperature regulation to a colder setting temporarily.
	The appliance is near a heat source.	Please look in the installation location section.
Heavy build-up of frost on the door seal.	Door seal is not air-tight.	Carefully warm the leaking sections of the door seal with a hair dryer (on a cool setting). At the same time shape the warmed door seal by hand such that it sits correctly.
Unusual noises.	The appliance is touching the wall or other objects.	Move the appliance slightly.
	A component, e.g. a pipe, on the rear of the appliance is touching another part of the appliance or the wall.	If necessary, carefully bend the component out of the way.

If the malfunction shows again, contact the Service Center.

These data are necessary to help you quickly and correctly. Write the necessary data here, refer to the rating plate.

Replace the lamp

The switch of LED lamp is gravity controlled, when the angle of door-opening is bigger than 30. Degree, light will switch on and switch off when the angle is smaller than 30 degree.

This product contains a light source with energy efficiency class G.

NOTICE:

If the LED lamp does not light when the door is open, contact the service provider to have it repaired or replaced.

Storage instructions

To avoid contamination of food, please respect the following instructions

- Opening the door for long periods can cause a significant increase of the temperature in the compartments of the appliance.
- Clean regularly surfaces that can come in contact with food and accessible drainage systems.
- Store raw meat and fish in suitable containers in the refrigerator, so that it is not in contact with or drip onto other food.
- Two-star frozen-food compartments are suitable for storing pre-frozen food, storing or making icecream and making ice cubes.
- One-, two- and three-star compartments are not suitable for the freezing of fresh food.

Order	Compartments TYPE	Target storage temp.[°C]	Appropriate food
1	Fridge	+2~+8	Eggs, cooked food, packaged food, fruits and vegetables, dairy products, cakes, drinks and other foods which are not suitable for freezing.
2	(***)*-Freezer	≤-18	Seafood (fish,shrimp,shellfish),freshwater aquatic products and meat products (recommended for 3 months , he longer the storage time,the worse the taste and nutrition),suitable for frozen fresh food.
3	***-Freezer	≤-18	Seafood (fish, shrimp, shellfish),freshwater aquatic products and meat products (recommended for 3 months, the longer the storage time,the worse the taste and nutrition), are not suitable for frozen fresh food
4	**-Freezer	≤-12	Seafood (fish, shrimp, shellfish), freshwater aquatic products and meat products (recommended for 2 months,the longer the storage time,the worse the taste and nutrition), are not suitable for frozen fresh food.
5	*-Freezer	≤-6	Seafood (fish, shrimp, shellfish), freshwater aquatic products and meat products (recommended for 1 month,the longer the storage time,the worse the taste and nutrition), are not suitable for frozen fresh food.
6	0-star	-6~0	Fresh pork, beef, fish, chicken, some packaged processed foods, etc. (Recommended to eat within the same day, preferably no later than 3 days). Partially encapsulated processed foods (non-freezable foods.)

7	Chill	-2~+3	Fresh/frozen pork, beef, chicken, freshwater aquatic products, etc. (7 days below 0 °C and above 0 °C is recommended for consumption within that day, preferably no more than 2 days). Seafood (less than 0 for 15 days, it is not recommended to store above 0 °C).
8	Fresh Food	0~+4	Fresh pork,beef,fish,chicken,cooked food,etc. (Recommended to eat within the same day,preferably no more than 3 days.)
9	Wine	+5~+20	Red wine,white wine,sparkling wine etc.

Note: Please store different foods according to the compartments or target storage temperature of your purchased products.

- If the refrigerating appliance is left empty for long periods,switch off,defrost, clean,dry, and leave the door open to prevent mould developing within the appliance.

PART 5: Product Information Sheet

Product Information Sheet

COMMISSION DELEGATED REGULATION (EU) 2019/2016

Supplier's name or trademark: PHILCO

Supplier's address: PHILCO, FAST ČR, a.s. U Sanitasy 1621 Říčany 251 01, Czech Republic

Model identifier: PCF 1002 i

Type of refrigerating appliance: Chess freezer

Low-noise appliance:	No	Design type:	freestanding
Wine storage appliance:	No	Other refrigerating appliance:	Yes

General product parameters:

Parameter	Value	Parameter	Value
Overall dimensions (millimetre)	Height	Total volume (dm ³ or l)	98
	Width		
	Depth		
Energy efficiency Index (EER)	99.5	Energy efficiency class*	E
Airborne acoustical noise emissions (dB(A) re 1 pW)	41	Airborne acoustical noise emission class	C
Annual energy consumption (kWh/a)	168.1	Climate class:	SN/N/ST/T
Minimum ambient temperature (°C), for which the refrigerating appliance is suitable	10	Maximum ambient temperature (°C), for which the refrigerating appliance is suitable	43
Winter setting	No		

Compartment Parameters:

Compartment type		Compartment parameters and values			
		Compartment volume (dm ³ or l)	Recommended temperature setting for optimised food storage (°C)	Freezing capacity (kg/24h)	Defrosting type (auto-defrost=A, manual defrost=M)
Pantry	No	-	-	-	-
Wine storage	No	-	-	-	-
Cellar	No	-	-	-	-
Fresh food	No	-	-	-	-
Chill	No	-	-	-	-
0-star or ice-making	No	-	-	-	-
1-star	No	-	-	-	-
2-star	No	-	-	-	-
3-star	No	-	-	-	-
4-star	Yes	98	-18	8	M
2-star section	No	-	-	-	-
Variable temperature compartment	-	-	-	-	-

For 4-star compartments

Fast freeze facility	Yes
----------------------	-----

Light source parameters:

Type of light source	LED
Energy efficiency class	G

Minimum duration of the guarantee offered by the manufacturer: 24 months

Additional information:

Weblink to the manufacturer's website, where the information in point4(a) Annex of Commission Regulation (EU) 2019/2019 is found: www.philco.cz

* A (highest efficiency) to G (lowest efficiency)

Product Information Sheet

COMMISSION DELEGATED REGULATION (EU) 2019/2016

Supplier's name or trademark: PHILCO

Supplier's address: PHILCO, FAST ČR, a.s. U Sanitasy 1621 Řičany 251 01, Czech Republic

Model identifier: PCF 1452 I

Type of refrigerating appliance: Chess freezer

Low-noise appliance:	No	Design type:	freestanding
Wine storage appliance:	No	Other refrigerating appliance:	Yes

General product parameters:

Parameter	Value	Parameter	Value	
Overall dimensions (millimetre)	Height	845	Total volume (dm ³ or l)	142
	Width	705		
	Depth	545		
Energy efficiency Index (EEI)	99.7	Energy efficiency class*	E	
Airborne acoustical noise emissions (dB(A) re 1 pW)	41	Airborne acoustical noise emission class	C	
Annual energy consumption (kWh/a)	182	Climate class:	SN/N/ST/T	
Minimum ambient temperature (°C), for which the refrigerating appliance is suitable	10	Maximum ambient temperature (°C), for which the refrigerating appliance is suitable	43	
Winter setting	No			

Compartment Parameters:

Compartment type		Compartment parameters and values			
		Compartment volume (dm ³ or l)	Recommended temperature setting for optimised food storage (°C)	Freezing capacity (kg/24h)	Defrosting type (auto-defrost=A, manual defrost=M)
Pantry	No	-	-	-	-
Wine storage	No	-	-	-	-
Cellar	No	-	-	-	-
Fresh food	No	-	-	-	-
Chill	No	-	-	-	-
0-star or ice-making	No	-	-	-	-
1-star	No	-	-	-	-
2-star	No	-	-	-	-
3-star	No	-	-	-	-
4-star	Yes	142	-18	9	M
2-star section	No	-	-	-	-
Variable temperature compartment	-	-	-	-	-

For 4-star compartments

Fast freeze facility Yes

Light source parameters:

Type of light source	LED
Energy efficiency class	G

Minimum duration of the guarantee offered by the manufacturer: 24 months

Additional information:

Weblink to the manufacturer's website, where the information in point4(a) Annex of Commission Regulation (EU) 2019/2019 is found: www.philco.cz

* A (highest efficiency) to G (lowest efficiency)

Product Information Sheet

COMMISSION DELEGATED REGULATION (EU) 2019/2016

Supplier's name or trademark: PHILCO

Supplier's address: PHILCO, FAST ČR, a.s. U Sanitasy 1621 Řičany 251 01, Czech Republic

Model identifier: PCF 2002 I

Type of refrigerating appliance: Chess freezer

Low-noise appliance:	No	Design type:	freestanding
Wine storage appliance:	No	Other refrigerating appliance:	Yes

General product parameters:

Parameter	Value	Parameter	Value
Overall dimensions (millimetre)	Height	845	Total volume (dm ³ or l)
	Width	905	
	Depth	545	
Energy efficiency Index (EEI)	99.8	Energy efficiency class*	E
Airborne acoustical noise emissions (dB(A) re 1 pW)	41	Airborne acoustical noise emission class	C
Annual energy consumption (kWh/a)	199,94	Climate class:	SN/N/ST/T
Minimum ambient temperature (°C), for which the refrigerating appliance is suitable	10	Maximum ambient temperature (°C), for which the refrigerating appliance is suitable	43
Winter setting	No		

Compartment Parameters:

Compartment type		Compartment parameters and values			
		Compartment volume (dm ³ or l)	Recommended temperature setting for optimised food storage (°C)	Freezing capacity (kg/24h)	Defrosting type (auto-defrost=A, manual defrost=M)
Pantry	No	-	-	-	-
Wine storage	No	-	-	-	-
Cellar	No	-	-	-	-
Fresh food	No	-	-	-	-
Chill	No	-	-	-	-
0-star or ice-making	No	-	-	-	-
1-star	No	-	-	-	-
2-star	No	-	-	-	-
3-star	No	-	-	-	-
4-star	Yes	198	-18	11	M
2-star section	No	-	-	-	-
Variable temperature compartment	-	-	-	-	-

For 4-star compartments

Fast freeze facility	Yes
----------------------	-----

Light source parameters:

Type of light source	LED
Energy efficiency class	G

Minimum duration of the guarantee offered by the manufacturer: 24 months

Additional information:

Weblink to the manufacturer's website, where the information in point4(a) Annex of Commission Regulation (EU) 2019/2019 is found: www.philco.cz

* A (highest efficiency) to G (lowest efficiency)

Product Information Sheet

COMMISSION DELEGATED REGULATION (EU) 2019/2016

Supplier's name or trademark: PHILCO

Supplier's address: PHILCO, FAST ČR, a.s. U Sanitasy 1621 Říčany 251 01, Czech Republic

Model identifier: PCF 2602 I

Type of refrigerating appliance: Chess freezer

Low-noise appliance:	No	Design type:	freestanding
Wine storage appliance:	No	Other refrigerating appliance:	Yes

General product parameters:

Parameter	Value	Parameter	Value	
Overall dimensions (millimetre)	Height	845	Total volume (dm ³ or l)	254
	Width	954		
	Depth	616		
Energy efficiency Index (EEI)	100	Energy efficiency class*	E	
Airborne acoustical noise emissions (dB(A) re 1 pW)	41	Airborne acoustical noise emission class	C	
Annual energy consumption (kWh/a)	217,99	Climate class:	SN/N/ST/T	
Minimum ambient temperature (°C), for which the refrigerating appliance is suitable	10	Maximum ambient temperature (°C), for which the refrigerating appliance is suitable	43	
Winter setting	No			

Compartment Parameters:

Compartment type		Compartment parameters and values			
		Compartment volume (dm ³ or l)	Recommended temperature setting for optimised food storage (°C)	Freezing capacity (kg/24h)	Defrosting type (auto-defrost=A, manual defrost=M)
Pantry	No	-	-	-	-
Wine storage	No	-	-	-	-
Cellar	No	-	-	-	-
Fresh food	No	-	-	-	-
Chill	No	-	-	-	-
0-star or ice-making	No	-	-	-	-
1-star	No	-	-	-	-
2-star	No	-	-	-	-
3-star	No	-	-	-	-
4-star	Yes	254	-18	13	M
2-star section	No	-	-	-	-
Variable temperature compartment	-	-	-	-	-

For 4-star compartments

Fast freeze facility	Yes
----------------------	-----

Light source parameters:

Type of light source	LED
Energy efficiency class	G

Minimum duration of the guarantee offered by the manufacturer: 24 months

Additional information:

Weblink to the manufacturer's website, where the information in point4(a) Annex of Commission Regulation (EU) 2019/2019 is found: www.philco.cz

* A (highest efficiency) to G (lowest efficiency)

Product Information Sheet

COMMISSION DELEGATED REGULATION (EU) 2019/2016

Supplier's name or trademark: PHILCO

Supplier's address: PHILCO, FAST ČR, a.s. U Sanitasy 1621 Řičany 251 01, Czech Republic

Model identifier: PCF 3162 I

Type of refrigerating appliance: Chess freezer

Low-noise appliance:	No	Design type:	freestanding
Wine storage appliance:	No	Other refrigerating appliance:	Yes

General product parameters:

Parameter	Value	Parameter	Value	
Overall dimensions (millimetre)	Height	845	Total volume (dm ³ or l)	308
	Width	1120		
	Depth	700		
Energy efficiency Index (EEI)	100	Energy efficiency class*	E	
Airborne acoustical noise emissions (dB(A) re 1 pW)	41	Airborne acoustical noise emission class	C	
Annual energy consumption (kWh/a)	235,02	Climate class:	SN/N/ST/T	
Minimum ambient temperature (°C), for which the refrigerating appliance is suitable	10	Maximum ambient temperature (°C), for which the refrigerating appliance is suitable	43	
Winter setting	No			

Compartment Parameters:

Compartment type		Compartment parameters and values			
		Compartment volume (dm ³ or l)	Recommended temperature setting for optimised food storage (°C)	Freezing capacity (kg/24h)	Defrosting type (auto-defrost=A, manual defrost=M)
Pantry	No	-	-	-	-
Wine storage	No	-	-	-	-
Cellar	No	-	-	-	-
Fresh food	No	-	-	-	-
Chill	No	-	-	-	-
0-star or ice-making	No	-	-	-	-
1-star	No	-	-	-	-
2-star	No	-	-	-	-
3-star	No	-	-	-	-
4-star	Yes	308	-18	15	M
2-star section	No	-	-	-	-
Variable temperature compartment	-	-	-	-	-

For 4-star compartments

Fast freeze facility	Yes
----------------------	-----

Light source parameters:

Type of light source	LED
Energy efficiency class	G

Minimum duration of the guarantee offered by the manufacturer: 24 months

Additional information:

Weblink to the manufacturer's website, where the information in point4(a) Annex of Commission Regulation (EU) 2019/2019 is found: www.philco.cz

* A (highest efficiency) to G (lowest efficiency)

Product Information Sheet

COMMISSION DELEGATED REGULATION (EU) 2019/2016

Supplier's name or trademark: PHILCO

Supplier's address: PHILCO, FAST ČR, a.s. U Sanitasy 1621 Říčany 251 01, Czech Republic

Model identifier: PCF 3802 I

Type of refrigerating appliance: Chess freezer

Low-noise appliance:	No	Design type:	freestanding
Wine storage appliance:	No	Other refrigerating appliance:	Yes

General product parameters:

Parameter	Value	Parameter	Value
Overall dimensions (millimetre)	Height	Total volume (dm ³ or l)	371
	Width		
	Depth		
Energy efficiency Index (EEI)	99,6	Energy efficiency class*	E
Airborne acoustical noise emissions (dB(A) re 1 pW)	41	Airborne acoustical noise emission class	C
Annual energy consumption (kWh/a)	253,88	Climate class:	SN/N/ST/T
Minimum ambient temperature (°C), for which the refrigerating appliance is suitable	10	Maximum ambient temperature (°C), for which the refrigerating appliance is suitable	43
Winter setting	No		

Compartment Parameters:

Compartment type		Compartment parameters and values			
		Compartment volume (dm ³ or l)	Recommended temperature setting for optimised food storage (°C)	Freezing capacity (kg/24h)	Defrosting type (auto-defrost=A, manual defrost=M)
Pantry	No	-	-	-	-
Wine storage	No	-	-	-	-
Cellar	No	-	-	-	-
Fresh food	No	-	-	-	-
Chill	No	-	-	-	-
0-star or ice-making	No	-	-	-	-
1-star	No	-	-	-	-
2-star	No	-	-	-	-
3-star	No	-	-	-	-
4-star	Yes	371	-18	18	M
2-star section	No	-	-	-	-
Variable temperature compartment	-	-	-	-	-

For 4-star compartments

Fast freeze facility	Yes
----------------------	-----

Light source parameters:

Type of light source	LED
Energy efficiency class	G

Minimum duration of the guarantee offered by the manufacturer: 24 months

Additional information:

Weblink to the manufacturer's website, where the information in point4(a) Annex of Commission Regulation (EU) 2019/2019 is found: www.philco.cz

* A (highest efficiency) to G (lowest efficiency)

Product Information Sheet

COMMISSION DELEGATED REGULATION (EU) 2019/2016

Supplier's name or trademark: PHILCO

Supplier's address: PHILCO, FAST ČR, a.s. U Sanitasy 1621 Řičany 251 01, Czech Republic

Model identifier: PCF 198 DFPI

Type of refrigerating appliance: Chess freezer

Low-noise appliance:	No	Design type:	freestanding
Wine storage appliance:	No	Other refrigerating appliance:	Yes

General product parameters:

Parameter	Value	Parameter	Value
Overall dimensions (millimetre)	Height	Total volume (dm ³ or l)	198
	Width		
	Depth		
Energy efficiency Index (EEI)	80	Energy efficiency class*	D
Airborne acoustical noise emissions (dB(A) re 1 pW)	41	Airborne acoustical noise emission class	C
Annual energy consumption (kWh/a)	160	Climate class:	SN/N/ST/T
Minimum ambient temperature (°C), for which the refrigerating appliance is suitable	10	Maximum ambient temperature (°C), for which the refrigerating appliance is suitable	43
Winter setting	No		

Compartment Parameters:

Compartment type		Compartment parameters and values			
		Compartment volume (dm ³ or l)	Recommended temperature setting for optimised food storage (°C)	Freezing capacity (kg/24h)	Defrosting type (auto-defrost=A, manual defrost=M)
Pantry	No	-	-	-	-
Wine storage	No	-	-	-	-
Cellar	No	-	-	-	-
Fresh food	No	-	-	-	-
Chill	No	-	-	-	-
0-star or ice-making	No	-	-	-	-
1-star	No	-	-	-	-
2-star	No	-	-	-	-
3-star	No	-	-	-	-
4-star	Yes	198	-18	12	M
2-star section	No	-	-	-	-
Variable temperature compartment	-	-	-	-	-

For 4-star compartments

Fast freeze facility	Yes
----------------------	-----

Light source parameters:

Type of light source	LED
Energy efficiency class	G

Minimum duration of the guarantee offered by the manufacturer: 24 months

Additional information:

Weblink to the manufacturer's website, where the information in point4(a) Annex of Commission Regulation (EU) 2019/2019 is found: www.philco.cz

* A (highest efficiency) to G (lowest efficiency)

Product Information Sheet

COMMISSION DELEGATED REGULATION (EU) 2019/2016

Supplier's name or trademark: PHILCO

Supplier's address: PHILCO, FAST ČR, a.s. U Sanitasy 1621 Řičany 251 01, Czech Republic

Model identifier: PCF 254 DFPI

Type of refrigerating appliance: Chess freezer

Low-noise appliance:	No	Design type:	freestanding
Wine storage appliance:	No	Other refrigerating appliance:	Yes

General product parameters:

Parameter	Value	Parameter	Value
Overall dimensions (millimetre)	Height	Total volume (dm ³ or l)	254
	Width		
	Depth		
Energy efficiency Index (EEI)	80	Energy efficiency class*	D
Airborne acoustical noise emissions (dB(A) re 1 pW)	40	Airborne acoustical noise emission class	C
Annual energy consumption (kWh/a)	174	Climate class:	SN/N/ST/T
Minimum ambient temperature (°C), for which the refrigerating appliance is suitable	10	Maximum ambient temperature (°C), for which the refrigerating appliance is suitable	43
Winter setting	No		

Compartment Parameters:

Compartment type		Compartment parameters and values			
		Compartment volume (dm ³ or l)	Recommended temperature setting for optimised food storage (°C)	Freezing capacity (kg/24h)	Defrosting type (auto-defrost=A, manual defrost=M)
Pantry	No	-	-	-	-
Wine storage	No	-	-	-	-
Cellar	No	-	-	-	-
Fresh food	No	-	-	-	-
Chill	No	-	-	-	-
0-star or ice-making	No	-	-	-	-
1-star	No	-	-	-	-
2-star	No	-	-	-	-
3-star	No	-	-	-	-
4-star	Yes	254	-18	15	M
2-star section	No	-	-	-	-
Variable temperature compartment	-	-	-	-	-

For 4-star compartments

Fast freeze facility	Yes
----------------------	-----

Light source parameters:

Type of light source	LED
Energy efficiency class	G

Minimum duration of the guarantee offered by the manufacturer: 24 months

Additional information:

Weblink to the manufacturer's website, where the information in point4(a) Annex of Commission Regulation (EU) 2019/2019 is found: www.philco.cz

* A (highest efficiency) to G (lowest efficiency)

Product Information Sheet

COMMISSION DELEGATED REGULATION (EU) 2019/2016

Supplier's name or trademark: PHILCO

Supplier's address: PHILCO, FAST ČR, a.s. U Sanitasy 1621 Řičany 251 01, Czech Republic

Model identifier: PCF 308 DFPI

Type of refrigerating appliance: Chess freezer

Low-noise appliance:	No	Design type:	freestanding
Wine storage appliance:	No	Other refrigerating appliance:	Yes

General product parameters:

Parameter	Value	Parameter	Value	
Overall dimensions (millimetre)	Height	845	Total volume (dm ³ or l)	308
	Width	1120		
	Depth	700		
Energy efficiency Index (EEI)	80	Energy efficiency class*	D	
Airborne acoustical noise emissions (dB(A) re 1 pW)	41	Airborne acoustical noise emission class	C	
Annual energy consumption (kWh/a)	188	Climate class:	SN/N/ST/T	
Minimum ambient temperature (°C), for which the refrigerating appliance is suitable	10	Maximum ambient temperature (°C), for which the refrigerating appliance is suitable	43	
Winter setting	No			

Compartment Parameters:

Compartment type		Compartment parameters and values			
		Compartment volume (dm ³ or l)	Recommended temperature setting for optimised food storage (°C)	Freezing capacity (kg/24h)	Defrosting type (auto-defrost=A, manual defrost=M)
Pantry	No	-	-	-	-
Wine storage	No	-	-	-	-
Cellar	No	-	-	-	-
Fresh food	No	-	-	-	-
Chill	No	-	-	-	-
0-star or ice-making	No	-	-	-	-
1-star	No	-	-	-	-
2-star	No	-	-	-	-
3-star	No	-	-	-	-
4-star	Yes	308	-18	15	M
2-star section	No	-	-	-	-
Variable temperature compartment	-	-	-	-	-

For 4-star compartments

Fast freeze facility	Yes
----------------------	-----

Light source parameters:

Type of light source	LED
Energy efficiency class	G

Minimum duration of the guarantee offered by the manufacturer: 24 months

Additional information:

Weblink to the manufacturer's website, where the information in point4(a) Annex of Commission Regulation (EU) 2019/2019 is found: www.philco.cz

* A (highest efficiency) to G (lowest efficiency)

TECHNICAL INFORMATION

Technical information can be found on the type plate on the inside of the appliance and on the energy label. The QR code, on the supplied energy label, contains a link to register the appliance in the EU Eprel database. Keep the energy label, the instructions for use, together with other documents supplied with the device.

TESTING INFORMATION

The delivered device is in accordance with EcoDesign and EN62552. Air access requirements for proper operation of the device, the minimum distance from the wall and the dimensions of the device are part of this manual. If you have any further questions, please contact the manufacturer.

CUSTOMER CARE AND SERVICE

Always use original spare parts.

Model name and serial number can be found on the rating plate. Position of rating plate can be changed without notice.

The original spare parts for some specific components are available for a minimum of 7 or 10 years, based on the type of component, from the placing on the market of the last unit of the model.

When contacting our authorized service, have the model designation, serial number and defect description available.

To download documents, visit www.philco.cz.

To report a defect and obtain additional service information, visit <https://philco.cz/podpora-a-servis>.

Subject to change without notice.

INSTRUCTIONS AND INFORMATION REGARDING THE DISPOSAL OF USED PACKAGING MATERIALS

Dispose of packaging material at a public waste disposal site.

DISPOSAL OF USED ELECTRICAL AND ELECTRONIC APPLIANCES



The meaning of the symbol on the product, its accessory or packaging indicates that this product shall not be treated as household waste. Please, dispose of this product at your applicable collection point for the recycling of electrical & electronic equipment waste. Alternatively in some states of the European Union or other European states you may return your products to your local retailer when buying an equivalent new product. The correct disposal of this product will help save valuable natural resources and help in preventing the potential negative impact on the environment and human health, which could be caused as a result of improper liquidation of waste. Please ask your local authorities or the nearest waste collection centre for further details. The improper disposal of this type of waste may fall subject to national regulations for fines.

For business entities in the European Union

If you wish to dispose of an electrical or electronic device, request the necessary information from your seller or supplier.

Disposal in other countries outside the European Union

If you wish to dispose of this product, request the necessary information about the correct disposal method from local government departments or from your seller.



This product meets all the basic EU regulation requirements that relate to it.

Changes to the text, design and technical specifications may occur without prior notice and we reserve the right to make these changes.



WARNING! DURING USING, SERVICE AND DISPOSAL THE APPLIANCE, PLEASE PAY ATTENTION TO SYMBOL SIMILAR AS LEFT SIDE, WHICH IS LOCATED ON REAR OF APPLIANCE (REAR PANEL OR COMPRESSOR) AND WITH YELLOW OR ORANGE COLOR.



IT'S RISK OF RE WARNING SYMBOL. THERE ARE FLAMMABLE MATERIALS IN REFRIGERANT PIPES AND COMPRESSOR. PLEASE BE FAR AWAY RE SOURCE DURING USING, SERVICE AND DISPOSAL.

Výrobce/Manufacturer:
Fast ČR, a.s.
U Sanítasu 1621
Říčany 251 01, CZECH REPUBLIC

Distributor:
FAST PLUS, a.s.
Vlčie hrdlo 324/90
821 07 Bratislava, SLOVAKIA

Distributor:
FAST POLAND Sp. z o. o.
Kwietniowa 36
05-090 Wypędy, POLAND

Distributor:
FAST HUNGARY Kft.
H-2310 Szigetszentmiklós
Kántor utca 10, HUNGARY

PHILCO[®] 

is a pending or registered trademark of Electrolux Home Products, Inc. and used under a license from Electrolux Home Products, Inc.