

lamart
by Pierre Lamart

SPRAY

EN Dear customer,

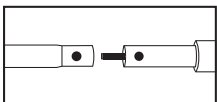
you are now holding: Flat mop with a spray tank and a replaceable double squeegee. Flat mop on a swivel joint mount with dimensions 43 × 14.5 cm made from washable microfibre with a velcro zip. Tank with 600 ml cleaning agent capacity. Replaceable double squeegee with dimensions 38.5 × 11.5 cm, washable part from microfibres for a thorough clean with an additional squeegee for a perfect wipe. Two-part pole measuring 120 cm.

Microfibre is made from millions of microscopic fibres that are able to capture and retain dirt, dust and moisture. Can eliminate a bacterial environment. Do not use the microfibre mop head on carpets, waxed or oiled floors and on unfired tiles.

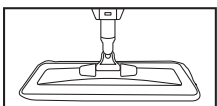
- the mop head is designed for multiple uses
- always remove coarse dirt from the microfibre mop head after wiping
- the ends (overlap) of the mop head protect furniture against scratching
- it can be washed by hand and in a washing machine – do not use fabric softener or bleach
- it can be dried in a dryer at low temperature

Instructions for use:

- 1) Connect the parts of the two-part pole using the snap-in lock; check that it has snapped in correctly.



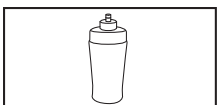
- 2) Connect the bottom part of the mop to the pole by snapping in the stopper. Attach the microfibre mop head using the velcro zip to the bottom side of the plastic surface of the mop to make it ready for wiping.




- 3) Unscrew the cap of the refillable tank.



- 4) Fill the tank with water and a standard floor and tile cleaning agent. When using cleaning solutions, always dilute with water according to the instructions on the packaging of the product. The majority of manufacturers recommend a small dosage (approx. 2 tablespoons) per full tank. Screw the cap back on and shake the contents. Never use undiluted cleaning agent. Do not store water with concentrate in the tank. After each wiping session, it is necessary to clean it and dry it out.



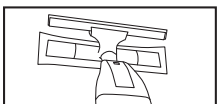
- 5) Press the lever under the top handle to release the liquid from the tank (in the form of a misty spray) on to the floor. The liquid is sprayed in front of the microfibre mop head, on to which it is automatically applied and which will wipe dirt from the floor.



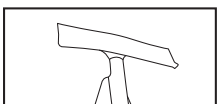
- 6) When you have finished, you may remove the mop head from the surface of the mop and clean it, or wash it at a temperature of max. 40 °C and use it again.



- 7) When cleaning windows or vertical cleaning, it is possible to use the replaceable double squeegee for cleaning areas according to the same instructions as for the mop.



- 8) The squeegee side will subsequently wipe the liquid off vertical areas.



Safety information and maintenance:

Always wipe all parts of the product with only a damp cloth and immediately dry thereafter.

Ecology and warranty:

Depending on the size of the product, all products have marks printed on them denoting the material used for the production of the packaging, components and accessories, as well as their recycling. Correct disposal of this product helps save valuable natural resources and prevents damage to the environment caused by improper waste disposal. Ask your local authorities or collection facility for more details. In accordance with national regulations penalties may be imposed for the incorrect disposal of this type of waste. Keep plastic bags out of the reach of children, danger of suffocation.

The product is covered by a 3-year warranty. The warranty does not apply to defects resulting from unprofessional handling, a fall, impact or inappropriate tampering, repairs outside the scope of the user's manual.

For repairs, use the list of service centres at www.fastcr.cz.

The purchaser was informed about the function and handling of the product.