

SENCOR



SPRING 2019

HOME APPLIANCES

Contents

HOME APPLIANCES

01

Food Preparation

- 4 Kitchen Robots
- 12 Super Blenders
- 17 Nutri Blenders
- 21 Smoothie Blenders
- 26 Blenders
- 28 Juicers
- 32 Juicers
- 34 Citrus Press
- 36 Hand Blenders
- 42 Hand Mixers
- 44 Meat Grinders
- 45 Electric Grater
- 46 Electric Spiralizers
- 47 Electric Slicers
- 48 Choppers
- 49 Food Dehydrators
- 51 Vacuum sealers
- 54 Kitchen Scales

02

Cooking

- 61 Vita Fryers
- 62 Preserving Boiler
- 63 Slow cooker
- 65 Rice Cookers
- 68 Ovens
- 71 Bread Makers
- 73 Microwave Ovens
- 80 Grills
- 84 Induction Cooktops
- 87 Hot Plates
- 89 Sandwich Makers
- 92 Toasters

03

Hot Beverage Makers

- 98 Automatic Espresso Machine
- 103 Espresso Machines
- 105 Coffee Makers
- 108 Coffee Grinders
- 110 Water Kettles

04

Vacuum Cleaners

- 129 Bagged vacuum cleaners
- 137 Bagless vacuum cleaner
- 142 Wet & Dry
- 143 Combination Vacuum Cleaners
- 144 Stick Vacuum Cleaner
- 148 Handheld Vacuum cleaners
- 147 Robotic Vacuum Cleaners

05

Garment Care

- 154 Irons

06

Hair Care

- 161 Hair Dryers
- 166 Flat Irons
- 168 Curling Iron

07

Men's Electric Shaver

- 171 Men's Electric Shaver
- 174 Hair Clippers

08

Body & Health Care

- 179 Electric Sonic Toothbrush
- 181 Fitness Scales
- 184 Personal Scales
- 185 Blood Pressure Monitors
- 186 Massaging Devices
- 187 Electric Blankets

09

Ventilation and Air Conditioning

- 189 Portable Air Conditioners
- 193 Air Coolers
- 196 Pedestal Fans
- 199 Desktop Fans
- 201 Oil Radiators
- 206 Heaters
- 207 Convector Heaters
- 208 Air Purifier
- 210 Dehumidifier
- 211 Humidifier

10

Home & Garden

- 213 Travel Coolers
- 216 Steam Cleaner
- 217 Window Cleaner
- 218 Insect Killers

01

Food Preparation

Food Preparation

Kitchen Robots
Super Blenders
Nutri Blenders
Smoothie Blenders
Blenders
Juicers
Citrus Press
Hand Blenders
Hand Mixers
Meat Grinders
Electric Grater
Electric Spiralizers
Electric Slicers
Choppers
Food Dehydrators
Vacuum sealers
Kitchen Scales





● STM 7330SL

Kitchen Robot



- Extremely powerful 1,200W motor with 6- year warranty
- Robust full-metal body with metal gears
- 2-Hub design
- Sensor Smart Power & Energy – for optimal speed
- 4.5-litre and 5 litre stainless steel bowls with measuring scale
- 3 attachments for kneading, beating and light doughs
- Special FLEXI kneading beater suitable for fine doughs
- Planetary kneading, blending and whipping system with a range of advantages compared to other systems.
 - ensures that all the contents in the bowl are completely mixed
 - attachments simultaneously rotate around their own axis as well as around the axis of the gearbox
 - able to process 100% of the bowl's contents
 - guarantees perfect mixing of ingredients
- Rich array of accessories for the wide utilisation of the food processor
- 6-year warranty on the motor
- Supplied accessories:
 - A-shaped beater (ideal for making creams and light yeast-free doughs)
 - Balloon beating whisk (for whipping cream, egg whites, etc.)
 - Kneading hook (for heavy and tough dough with yeast)
- Capacity to prepare up to 2.2 kg of dough
- Whips up to 12 egg whites
- 8 speeds for perfect preparation of a wide range of meals
- Bayonet attachment mounting system enables fast assembly and exchange
- Removable bowl and accessories for easy washing
- Tilt-out arm for easy handling and easier exchange of attachments
- Lock-in safety in the top position of the tilt-out arm
- Anti-slip feet preventing movement of the food processor during use
- Thermal fuse against overheating
- Special shape and design of the balloon beating whisk for fluffy egg white foam
- Power input 1200 W
- Length of power cord: 1.35 m
- Dimensions with the bowl (width x depth x height): 270 x 350 x 360 mm
- Dimensions without the bowl (width x depth x height) 180 x 330 x 360 mm
- Dimensions of the bowl (diameter x height): 205 x 180 mm
- Voltage and frequency: 220-240 V, 50/60 Hz



● STM 7310SL

Kitchen Robot



- Extremely powerful 1,200W motor with 6- year warranty
- Robust full-metal body with metal gears
- 2-Hub design
- Sencor Smart Power & Energy – for optimal speed
- 4.5-litre and 5 litre stainless steel bowls with measuring scale
- 3 attachments for kneading, beating and light doughs
- Special FLEXI kneading beater suitable for fine doughs
- Planetary kneading, blending and whipping system with a range of advantages compared to other systems.
 - ensures that all the contents in the bowl are completely mixed
 - attachments simultaneously rotate around their own axis as well as around the axis of the gearbox
 - able to process 100% of the bowl's contents
 - guarantees perfect mixing of ingredients
- Rich array of accessories for the wide utilisation of the food processor
- 6-year warranty on the motor
- Supplied accessories:
 - A-shaped beater (ideal for making creams and light yeast-free doughs)
 - Balloon beating whisk (for whipping cream, egg whites, etc.)
 - Kneading hook (for heavy and tough dough with yeast)
- Capacity to prepare up to 2,2 kg of dough
- Whips up to 12 egg whites
- 8 speeds for perfect preparation of a wide range of meals
- Bayonet attachment mounting system enables fast assembly and exchange
- Removable bowl and accessories for easy washing
- Tilt-out arm for easy handling and easier exchange of attachments
- Lock-in safety in the top position of the tilt-out arm
- Anti-slip feet preventing movement of the food processor during use
- Thermal fuse against overheating
- Special shape and design of the balloon beating whisk for fluffy egg white foam
- Power input 1200 W
- Length of power cord: 1.35 m
- Voltage and frequency: 220-240 V, 50/60 Hz



- **STM 7870GG**
- **STM 7871GR**
- **STM 7872BL**
- **STM 7873VT**
- **STM 7874RD**
- **STM 7875RS**
- **STM 7876GD**
- **STM 7877CH**
- **STM 7878BK**

Kitchen Robot



- Extremely powerful 1,000W motor with 6 year warranty
- Robust full-metal body with metal gears
- 3-hub design
- Sensor Smart Power & Energy – for optimal speed
- Variable speed control with smooth start and 8 speed levels
- Pulse function
- LED blending bowl light
- 4.5-litre stainless steel bowl with measuring scale
- Transparent bowl lid with feed tube for easy addition of ingredients while blending
- Plastic storage lid for stainless steel bowl
- Planetary kneading, blending and whipping system
 - ensures that all the contents in the bowl are completely blended
 - attachments simultaneously rotate around their own axis as well as around the axis of the gearbox
 - enables processing 100% of the bowl's contents, guarantees perfect blending of ingredients
- Bayonet attachment mounting system enables fast assembly and exchange
- Removable bowl and accessories for easy washing even in the dishwasher
- Lock-in safety in the top position of the tilt-out arm
- 1.5-litre glass blending jug
- Meat grinder for coarse and fine grinding
- 3 attachments for kneading, beating and light doughs
 - kneading blade, A-shaped beater, balloon beating whisk
- Special FLEXI kneading beater suitable for fine doughs
- Sausage stuffer in 2 diameters
- Cookie maker
- Whips up to 8 egg whites



○ **STM 6350WH**

● **STM 6351GR**

● **STM 6352BL**

● **STM 6353OR**

● **STM 6354RD**

● **STM 6355VT**

● **STM 6356YL**

● **STM 6357GG**

● **STM 6358RS**

Kitchen Robot



- Extremely powerful 1,000W motor with 6 year warranty
- Robust full-metal body with metal gears
- 3-hub design
- Sencor Smart Power & Energy – for optimal speed
- Variable speed control with smooth start and 8 speed levels
- Pulse function
- LED blending bowl light
- 4.5-litre stainless steel bowl with measuring scale
- Transparent bowl lid with feed tube for easy addition of ingredients while blending
- Plastic storage lid for stainless steel bowl
- Planetary kneading, blending and whipping system
 - ensures that all the contents in the bowl are completely blended
 - attachments simultaneously rotate around their own axis as well as around the axis of the gearbox
 - enables processing 100% of the bowl's contents, guarantees perfect blending of ingredients
- Bayonet attachment mounting system enables fast assembly and exchange
- Removable bowl and accessories for easy washing even in the dishwasher
- Lock-in safety in the top position of the tilt-out arm
- 1.5-litre glass blending jug
- Meat grinder for coarse and fine grinding
- 3 attachments for kneading, beating and light doughs
 - kneading blade, A-shaped beater, balloon beating whisk
- Special FLEXI kneading beater suitable for fine doughs
- Sausage stuffer
- Cookie maker
- Whips up to 8 egg whites



● STM 4460GG

● STM 4467CH

Kitchen Robot



- Extremely powerful 1,000W motor with 4 hubs
- Salad maker with all the function of stand mixer
- Sencor Smart Power & Energy – for optimal speed
- Variable speed control with smooth start and 8 speed levels
- Pulse function
- Transparent bowl lid with feed tube for easy addition of ingredients while blending
- Plastic storage lid for stainless steel bowl
- Planetary kneading, blending and whipping system
 - ensures that all the contents in the bowl are completely blended
 - attachments simultaneously rotate around their own axis as well as around the axis of the gearbox
 - enables processing 100% of the bowl's contents
 - guarantees perfect mixing of ingredients
- Bayonet attachment mounting system enables fast assembly and exchange
- Lock-in safety in the top position of the tilt-out arm
- 3 attachments for kneading, beating and light doughs - kneading blade, A-shaped beater, balloon beating whisk
- Sausage stuffer in 2 diameters
- 2 Tritan bottles with 2 Ice Sticks
- 1.25-litre stand mixer with titanium blades
- 1.25-litre food processor with 4 attachments and a chopping blade
- Meat grinder for coarse and fine grinding with sausage stuffer attachments in 2 diameters
- 4.5-litre stainless steel kneading bowl with measuring scale
- Whips up to 12 egg whites



- **STM 3758RS**
- **STM 3757TQ**
- **STM 3756YL**
- **STM 3755VT**
- **STM 3754RD**
- **STM 3753OR**
- **STM 3752BL**
- **STM 3751GR**
- **STM 3750WH**

Kitchen Robot



- First-in-Class NutriBlender Accessories with Comfortable Drinking Cup
- 2 NutriSmart Programs
- Special FLEXI Beater & FLEXI Whisker
- Robust Metallic Control Parts
- Robust & Powerful 800W Motor
- Sencor Smart Power & Energy – for Optimal Speed
- Extremely powerful 800W motor
- Sencor Smart Power & Energy – for optimal speed
- 4-litre stainless steel bowl with measuring scale
- 4 attachments for kneading, beating and light doughs
- Special FLEXI kneading beater suitable for fine doughs
- Special FLEXI Whisker Suitable for whisking one egg
- LED blending bowl light
- Ideal for preparing larger amounts of dough, cream, whipped cream, foam, etc.
- 4-litre Stainless steel bowl
- Capacity to prepare up to 1.6 kg of dough
- 4 exchangeable attachments:
 - Kneading hook (for heavy and tough yeast dough)
 - A-shaped mixing whisk (for creams and light dough without yeast)
 - Balloon beating whisk (for whipping cream, egg whites, etc.)
 - Pouring shield
- Bayonet attachment mounting system enables fast assembly and exchange
- Planetary kneading, mixing and whipping system.
- The attachments simultaneously rotate around their own axis as well as around the axis of the gearbox
- Able to process 100 % of the bowl's contents
- Guarantees the perfect mixing of ingredients compared to competitor's systems
- All attachments have a special collar that protects the gearbox from being soiled during operation
- The special shape and design of the balloon beating whisk for fluffy egg white foam and perfectly made whipped cream
- 6 speeds (52, 87, 112, 122, 136 and 172 rpm)
- The pulse system enables a short operation at the maximum power level (172 rpm).
- Tilt-out arm for easy handling and easier exchange of attachments
- Lock-in safety in the top position of the tilt-out arm
- Easy cleaning (dishwasher-safe removable stainless steel bowl)
- Anti-slip feet with suction cups
- Space for winding up the power cord under the base
- Back-lit speed control knob
- Thermal fuse against overheating
- Specification:
 - Power input 800 W
 - Length of the power cord: 1 m
 - Voltage and frequency: 220-240 V, 50/60 Hz



○ STM 3700WH

Kitchen Robot

- 18 Accessories Set
- 5.5 L Stainless Steel Bowl
- Whips up to 12 Egg Whites
- Pulse Function
- Planetary Kneading, Mixing and Whipping System
 - ensures that all the contents in the bowl are completely mixed
 - attachments simultaneously rotate around their own axis as well as around the axis of the gearbox
 - enables processing 100% of the bowl's contents
 - guarantees perfect mixing of ingredients
- Bayonet Attachment Mounting System
- Lock-in Safety in Top Position
- 1000 W
- Accessories: Meat Grinder, Pasta Maker, Grater, Dough Hook, Beater, Balloon Whisk, Grinder, Sausage Stuffer, Blending Jug



○ STM 3730SL

Kitchen Robot



- Extremely powerful 800W motor
- Sencor Smart Power & Energy – for optimal speed
- 4-litre stainless steel bowl with measuring scale
- 4 attachments for kneading, beating and light doughs
- Special FLEXI kneading beater suitable for fine doughs
- Special FLEXI Whisker Suitable for whisking one egg
- LED blending bowl light
- Ideal for preparing larger amounts of dough, cream, whipped cream, foam, etc.
- 4-litre Stainless steel bowl
- Capacity to prepare up to 1.6 kg of dough
- 4 exchangeable attachments:
 - Kneading hook (for heavy and tough yeast dough)
 - A-shaped mixing whisk (for creams and light dough without yeast)
 - Balloon beating whisk (for whipping cream, egg whites, etc.)
 - Pouring shield
- Bayonet attachment mounting system enables fast assembly and exchange
- Planetary kneading, mixing and whipping system.
- The attachments simultaneously rotate around their own axis as well as around the axis of the gearbox
- Able to process 100 % of the bowl's contents
- Guarantees the perfect mixing of ingredients compared to competitor's systems
- All attachments have a special collar that protects the gearbox from being soiled during operation
- The special shape and design of the balloon beating whisk for fluffy egg white foam and perfectly made whipped cream
- 6 speeds (52, 87, 112, 122, 136 and 172 rpm)
- The pulse system enables a short operation at the maximum power level (172 rpm).
- Tilt-out arm for easy handling and easier exchange of attachments
- Lock-in safety in the top position of the tilt-out arm
- Easy cleaning (dishwasher-safe removable stainless steel bowl)
- Anti-slip feet with suction cups
- Space for winding up the power cord under the base
- Back-lit speed control knob
- Thermal fuse against overheating
- Specification:
 - Power input 800 W
 - Length of the power cord: 1 m
 - Dimensions with the bowl (width x depth x height): 362 x 213 x 305 mm
 - Dimensions without the bowl (width x depth x height): 362 x 187 x 305 mm
 - Dimensions of the bowl (diameter x height): 213 x 154 mm
 - Weight (including the bowl and all attachments): 4.4 kg
 - Voltage and frequency: 220-240 V, 50/60 Hz



● SBU 9000NP

Super Blender



- Preset blending programs
- PULSE for instant blending and ice crushing
- FRUIT SMOOTHIE for outstanding, energy fruit smoothies
- VEGETABLE SMOOTHIE for superb, nutritious, vegetable smoothies
- MILKSHAKE for making refreshing shakes and ice cream
- PURÉE/ SOUP for perfect creamy soups
- BABY FOOD for making baby food
- FLOUR for making homemade flour and crushing nuts
- CLEANING for problem-free cleaning
- MANUAL for user-controlled blending
- 30,000rpm
- Elegant design and professional build
- Brushless DC motor with digital variable frequency
- Safety mechanism enables start-up only when in the correct position
- Non-slip base provides additional safety
- Removable parts may be washed in a dishwasher
- Tritan material guarantees increased safety
- Six high-quality stainless steel blades with titanium coating
 - Prevents loss of enzymes and vitamins
 - Limits oxidation of nutritional cocktails
- Accessories: 2-litre Tritan blending jar
- Length of power cord: 1.5m
- Power input: 1,200W



● SBU 8900SL

Super Blender



- Mixing in the Vacuum Keeps the Maximum of Nutrients
- Transform Whole Fruits, Nuts, Vegetables, Seeds and Other Superfoods into Supreme Liquid Power for your Body
- Nutri Smoothie May Support Improvement of Sleep, Digestion and After Sport Recovery
- Nutri Smoothie Helps Recharging Energy of Your Body throughout the Day
- Extract Hardly Reachable Nutrition Hidden in Seeds, Grains, Nuts, Breaking Down Whole Fruits & Vegetables
- Sencor® Nutri Smart Blending Technology for Perfect Results Preset Blending Programs
- PULSE for Instant Blending and Ice Crushing Ice-Cream
- 6 Programms + 6 Variable Speeds for Perfect Blending Results (MILK SHAKE, SMOOTHIE, NUTRI BLEND, ICE CRASH, NUT & FLOUR, FROZEN DESSERTS)
- Safety Mechanism Enabling Start only in Correct Position
- Anti-Slip Feet for Extra Safety
- Dishwasher Safe Removable Parts
- Tritan (PCTG) Material for Extra Durability
- High Quality Removable Six Stainless Steel Blades with Titanium Coating
- Preventing Enzyme and Vitamin Loss
- Reducing Nutri Smoothie Oxidation
- Accessories: 1,5 L TRITAN (PCTG) Blender Jug + 2 x 0,6 Storage Bottle
- Power Cord Length: 1.1 m
- 30 000 RPM
- Power Input: 1 200 W



- **SBU 7870GG**
- **SBU 7871GR**
- **SBU 7872BL**
- **SBU 7873VT**
- **SBU 7874RD**
- **SBU 7875RS**
- **SBU 7876GD**
- **SBU 7877CH**
- **SBU 7878BK**

Vacuum Super Blender



- Automatic Vacuum Super Blender
- Blending and Storage in the Vacuum Keeps the Maximum of Nutrients, Fresh Taste and Inhibates Growth of Microorganisms and Toxin Formation
- Automatically Detects Fitted Accessories
- Multicyclon Blending with Titan 8-blades Ensure Optimal Results
- Transform Whole Fruits, Nuts, Vegetables, Seeds and Other Superfoods into Supreme Liquid Power for your Body
- Nutri Smoothie May Support Improvement of Sleep, Digestion and After Sport Recovery
- Nutri Smoothie Helps Recharging Energy of Your Body throughout the Day
- Extract Hardly Reachable Nutrition Hidden in Seeds, Grains, Nuts, Breaking Down Whole Fruits & Vegetables
- Sencor® Nutri Smart Blending Technology for Perfect Results Preset Blending Programs
- PULSE for Instant Blending and Ice Crushing Ice-Cream
- 7 Programs for Perfect Blending Results (SMOOTHIE, NUTRI BLEND, SMOOTHIE EXTRA, SAUTE SOUP, ICE CRASH, FLOUR & NUTS, PULSE/EXTRA)
- Safety Mechanism Enabling Start only in Correct Position
- Anti-slip Feet for Extra Safety
- Dishwasher Safe Removable Parts
- Tritan (PCTG) Material for Extra Durability
- High Quality Eight Stainless Steel Blades with Titanium Coating
- Preventing Enzyme and Vitamin Loss
- Reducing Nutri Smoothie Oxidation
- Package Contains: 1.5 L TRITAN (PCTG) Blender Jug, 0.7 L Storage Bottle, Vacuum Unit
- Power Cord Length: 1.1 m
- 28 000 RPM
- Power Input: 1 500 W



● **SBU 8850NP**

● **SBU 8800NP**

Super Blender



- Transforms Whole Fruits, Nuts, Vegetables, Seeds and Other Superfoods into Super Liquid Power for Your Body
- Nutri Smoothies Can Help Improve Your Sleep, Digestion and After-Sport Recovery
- Nutri Smoothies Help Recharge Your Body throughout the Day
- 33 000 RPM
- Extracts Nutrition Hidden Deep inside Seeds, Grains, Nuts; Pulverises Whole Fruits & Vegetables
 - Sencor® Nutri Smart Blending Technology for Perfect Results with Preset Programs
 - PULSE Mode for Instant Blending and Ice Crushing for Ice-Cream
 - 7 Programs for Perfect Blending Results
 - Blender Equipped with Special Anti-Noise Cover. Reduces Noise by up to 20% Compared to Competition.
- Safety Mechanism Enables Start only when in Correct Position
- Anti-Slip Feet for Extra Safety
- Dishwasher Safe Removable Parts
- Tritan (PCTG) Material Guarantees Outstanding Durability
- Six Titanium-Coated High Quality Stainless Steel Blades
- Limits Enzyme and Vitamin Loss
- Reduces Oxidation of Nutri Smoothies
- Accessories: 2-Litre TRITAN (PCTG) Blender Jug
- Power Cord Length: 1.1
- Power Input: 2,000W



● **SBU 7790NP**

● **SBU 7730BK**

Super Blender



- Extract Hardly Reachable Nutrition Hidden in Seeds, Grains, Nuts, Breaking Down Whole Fruits & Vegetables
- Transform Whole, Fruits, Nuts, Vegetables, Seeds, and other Superfoods into Supreme Liquid Power for your Body
- Nutri Smoothie May Support Improvement of Sleep, Digestion & After Sport Recovery
- Nutri Smoothie Helps Recharging Energy of your Body throughout the Day
- Sencor® Nutri Smart Blending Technology for Perfect Results
- Preset Blending Programs PULSE for Instant Blending and Ice Crushing
- FRUIT JUICE, SMOOTHIE for Perfect Energizing Fruit Smoothie
- SMOOTHIE for Great Nutritious Vegetable Smoothie
- FLOUR for Preparing Home Made Flour and Crashing Nuts
- MILKSHAKE for Making Refreshing Milkshake and Ice-Cream
- Safety Mechanism Enabling Start only in Correct Position
- Anti-Slip Feet for Extra Safety
- Dishwasher Safe Removable Parts
 - Tritan Material for Extra Durability
- High Quality Removable Six Stainless Steel Blades with LVD Titanium Coating
 - Helps to Prevent Enzyme and Vitamin Loss
 - Helps to Reduce Nutri Smoothie Oxidation
- Accessories: 2 L TRITAN Blender Jug
- Power Cord Length: 1.1 m
- Power Input: 1800 W



● SNB 9000NP

Nutri Blender



- Converts whole fruit, nuts, vegetables, seeds and other super-foods into perfect liquid energy for your body
- Nutritional cocktails can help to improve sleep quality, digestion, and recovery after sports activities
- Nutritional cocktails help to supply energy to your body throughout the whole day
- Sencor® Nutri Smart Blending Technology for truly unique results
- Preset blending programs
 - PULSE for instant blending and ice crushing
 - Fruit Smoothie for outstanding, refreshing, fruit smoothies
 - Vegetable Smoothie for superb, nutritious, vegetable smoothies
 - Nutri Blend for making energy smoothies
- Safety mechanism enables start-up only when in the correct position
- Non-slip base provides additional safety
- Removable parts may be washed in a dishwasher
- Jars for carrying cocktails
 - 2x 0.6-litre and 1x 0.9-litre cups
 - BPA-free material
 - Tritan material guarantees increased safety
- Four high-quality removable stainless steel blades
- Accessories: 2x 0.6-litre and 1x 0.9-litre cups, 3x lids with drinking outlet
- Power input: 1,000W



● SNB 6606NP

Nutri Blender



- Extract Hardly Reachable Nutrition Hidden in Seeds, Grains, Nuts, Breaking Down Whole Fruits & Vegetables
- Transform Whole, Fruits, Nuts, Vegetables, Seeds, and other Superfoods into Supreme Liquid Power for your Body
- Nutri Smoothie May Support Improvement of Sleep, Digestion & After Sport Recovery
- Nutri Smoothie Helps Recharging Energy of your Body throughout the Day
- Ideal for Making Soups, Baby Food, Sauces, Cocktails and other Meals
- Sencor® Nutri Smart Blending Technology for Perfect Results
- Preset Blending Programs
 - PULSE for Instant Blending and Ice Crushing
 - BLEND for Perfect Refreshing Fruit Smoothie
 - EXTRA BLEND for Great Nutritious Vegetable Smoothie
- Safety Mechanism Enabling Start only in Correct Position
- Anti-Slip Feet for Extra Safety
- Dishwasher Safe Removable Parts
- Blending Take Away Cups
 - BPA Free Material
 - Tritan Material for Extra Durability
- High Quality Removable Six Stainless Steel Blades with Titanium Coating
 - Preventing Enzyme and Vitamin Loss
 - Reducing Nutri Smoothie Oxidation
- Accessories: 1 x 1,2 L Cup, 2 x 0,8 L Cup, 2 x 0,6 l Cup, 4 x Personal Drinking Lid, 1 x Seal Lid
- Power Cord Length: 1.2m
- Power Input: 1,200W



● **SNB 6600BK**

● **SNB 6601RD**

Nutri Blender



- Sencor® Nutri Smart Blending Technology for Perfect Results
- Preset Blending Programs
- PULSE for Instant Blending and Ice Crushing
- BLEND for Perfect Refreshing Fruit Smoothie
- EXTRA BLEND for Great Nutritious Vegetable Smoothie
- Safety Mechanism Enabling Start only in Correct Position
- Anti-Slip Feet for Extra Safety
- Dishwasher Safe Removable Parts
- Blending Take Away Cups 0.8l & 1l Capacity
- BPA Free Material
- Tritan Material for Extra Durability
- High Quality Removable Six Stainless Steel Blades with LVD Titanium Coating
- Helps to Prevent Enzyme and Vitamin Loss
- Helps to Reduce Nutri Smoothie Oxidation
- Accessories: 1 L Cup, 0.8 L Cup, Personal Drinking Lid, Seal Lid
- Power Cord Length: 1.2 m
- Power Input: 1200W



- **SNB 4304BK**
- **SNB 4302SS**
- **SNB 4301RD**
- **SNB 4300WH**

Nutri Blender



- Safety Mechanism Enabling Start only in Correct Position
- Anti-Slip Feet for Extra Safety
- Dishwasher Safe Removable Parts
- Blending Take Away Cups
 - 0.8l & 1l Capacity
 - BPA Free Material
 - Tritan Material for Extra Durability
- High Quality Removable Six Stainless Steel Blades with LVD Titanium Coating
 - Helps to Prevent Enzyme and Vitamin Loss
 - Helps to Reduce Nutri Smoothie Oxidation
- Accessories: 1 L Cup, 0.8 L Cup, Personal Drinking Lid, Seal Lid
- Power Cord Length: 1.2 m
- Power Input: 1 000 W
- 220 - 240 V, 50-60 Hz



- **SBL 7178BK**
- **SBL 7177CH**
- **SBL 7176GD**
- **SBL 7175RS**
- **SBL 7174RD**
- **SBL 7173VT**
- **SBL 7172BL**
- **SBL 7171GR**
- **SBL 7170GG**

Smoothie Blender



- Two Preset Programs 45/60 seconds:
- SOFT for Lights Cocktails (Fruits/ Vegetables as Strawberries and Tomatoes etc.)
- and HARD (for Fruits/ Vegetables as Pineapple and Carrot)
- A Unique 0,6L Sport Bottle Suitable for Wearing for Training
- Special Vacuum Lid Maximizes Nutrients and Fresh Taste
- Bottles Made From Impact-Resistant BPA Free TRITAN (PCTG)
- Pulse Switch for Effective Blending
- High Quality Removable Six Stainless Steel Blades with Titanium Coating
 - Preventing Enzyme and Vitamin Loss
 - Reducing Nutri Smoothie Oxidation
- Outstanding Stability Thanks to Suction Cups
- Integrated Safety Mechanism and Anti-Slip Feet Ensure Maximum Safety During Use
- Bottles Suitable for Car Cup Holder
- Power Input: 800W



● SBL 7500SS

Smoothie Blender



- Two Preset Programs 45/60 seconds:
- SOFT for Lights Cocktails (Fruits/ Vegetables as Strawberries and Tomatoes etc.)
- and HARD (for Fruits/ Vegetables as Pineapple and Carrot)
- Unique 0.6-litre sports bottle suitable for taking to training, made from impact-resistant BPA-free TRITAN
- Specially designed 0.6-litre double-walled stainless steel bottle
- Unique sports lid with safety locking mechanism preventing leakage
- Pulse Switch for Effective Blending
- High Quality Removable Six Stainless Steel Blades with Titanium Coating
 - Preventing Enzyme and Vitamin Loss
 - Reducing Nutri Smoothie Oxidation
- Outstanding Stability Thanks to Suction Cups
- Integrated Safety Mechanism and Anti-Slip Feet Ensure Maximum Safety During Use
- Suitable for car bottle holders
- Power Input: 800W

○ SBL 2550 Smoothie Blender



- Ideal for Preparing Fresh Fruit and Fitness Drinks, Milkshakes, Mixed Beverages, Cocktails, Soups, Salsas, Sauces, Baby Food
- Blending Bottle can be Removed and Used as a Travel Bottle
- Lid with Drinking Spout Prevents Accidental Spills
- Three 0.6-Litre and Two 0.3-Litre Removable Bottles
- Bottles Made From Impact-Resistant BPA Free TRITAN
- Pulse Switch for Effective Blending
- High Quality Removable Four Stainless Steel Blades with Titanium Coating
- Universal Grinder for Herbs, Spices, Coffee and Nuts
- Bottles Suitable for Car Cup Holder
- Power Input: 500 W



○ SBL 2330 Smoothie Blender



- Blending Bottle can be Removed and Used as a Travel Bottle
- Lid with Drinking Spout Prevents Accidental Spills
- Easy to Clean: Bottles and Lids are Dishwasher Safe
- One 0.6 l Removable Bottle and One 0.3 l Removable Bottle with Drinking Lids
- One Double Wall Stainless Bottle with Storage Lid
- Coffee, Nuts and Herbs Grinder with Stainless Steel Blades
- Bottles Made From Impact-Resistant BPA Free TRITAN (PCTG)
- Pulse Switch for Effective Blending
- High Quality Removable Four Stainless Steel Blades with Titanium Coating
 - Preventing Enzyme and Vitamin Loss
 - Reducing Nutri Smoothie Oxidation
- Outstanding Stability Thanks to Suction Cups
- Integrated Safety Mechanism and Anti-Slip Feet Ensure Maximum Safety During Use
- Bottles Suitable for Car Cup Holder
- Power Input: 500W



○ SBL 2310 Smoothie Blender



- Ideal for Preparing Fresh Fruit and Fitness Drinks, Milkshakes, Mixed Beverages, Cocktails, Soups, Salsas, Sauces, Baby Food
- Blending Bottle can be Removed and Used as a Travel Bottle
- Lid with Drinking Spout Prevents Accidental Spills
- Easy to Clean: Bottle, Lid and Blades are Dishwasher Safe
- Two 0.6-Litre and One 0.3-Litre Removable Bottles Serve as a Drinking Bottles
- Bottles Made From Impact-Resistant BPA Free TRITAN
- Pulse Switch for Effective Blending
- High Quality Removable Four Stainless Steel Blades with Titanium Coating
- Preventing Enzyme and Vitamin Loss
- Reducing Nutri Smoothie Oxidation
- Universal Grinder for Herbs, Spices, Coffee and Nuts
- Outstanding Stability Thanks to Suction Cups
- Bottles Suitable for Car Cup Holder
- Power Input: 500 W
- Voltage and frequency: 220-240 V, 50/60 Hz





- SBL 2210WH
- SBL 2211GR
- SBL 2212BL
- SBL 2213OR
- SBL 2214RD
- SBL 2215VT
- SBL 2216YL
- SBL 2217TQ
- SBL 2218RS

Smoothie Blender



- Ideal for Preparing Fresh Fruit and Fitness Drinks, Milkshakes, Mixed Beverages, Cocktails, Soups, Salsas, Sauces, Baby Food
- Blending Bottle can be Removed and Used as a Travel Bottle
- Lid with Drinking Spout Prevents Accidental Spills
- Easy to Clean: Bottle, Lid and Blades are Dishwasher Safe
- One 0.6-Litre and One 0.3-Litre Removable Bottles Serve as a Drinking Bottles
- Bottles Made From Impact-Resistant BPA Free TRITAN
- Pulse Switch for Effective Blending
- High Quality Removable Four Stainless Steel Blades with Titanium Coating - Preventing Enzyme and Vitamin Loss - Reducing Nutri Smoothie Oxidation
- Outstanding Stability Thanks to Suction Cups
- Bottles Suitable for Car Cup Holder
- Power Input: 500 W
- Voltage and frequency: 220-240 V, 50/60 Hz



- **SBL 3200WH**
- **SBL 3201GR**
- **SBL 3202BL**
- **SBL 3203OR**
- **SBL 3204RD**
- **SBL 3205VT**
- **SBL 3206YL**
- **SBL 3207GG**
- **SBL 3208RS**

Smoothie Blender



- Blending Bottle can be Removed and Used as a Travel Bottle
- Lid with Drinking Spout Prevents Accidental Spills
- Easy to Clean: Bottle, Lid and Blades are Dishwasher Safe
- Two 0.6- Removable Bottles Serve as a Drinking Bottles
- Bottles Made From Impact-Resistant BPA Free TRITAN (PCTG)
- Pulse Switch for Effective Blending
- High Quality Removable Four Stainless Steel Blades with Titanium Coating
- Preventing Enzyme and Vitamin Loss
- Reducing Nutri Smoothie Oxidation
- Outstanding Stability Thanks to Suction Cups
- Integrated Safety Mechanism and Anti-Slip Feet Ensure Maximum Safety During Use



● SBL 5750SS

Blenders



- Glass Jug Blender
- Ideal for making soups, baby food, sauces, cocktails and other meals
- Safety mechanism enables start-up only when in the correct position
- Extracts nutrition hidden deep inside seeds, grains, nuts; pulverises whole fruits & vegetables
- Converts whole fruit, nuts, vegetables, seeds and other super-foods into perfect liquid energy for your body
- Nutritional cocktails can help to improve sleep quality, digestion, and after sport recovery
- Nutritional cocktails help to supply energy to your body throughout the whole day
- Six titanium coated high quality removable stainless steel blades

● **SBL 3272RD**

● **SBL 3271SS**

Blenders

- Ideal for making soups, baby food, sauces, cocktails and other meals
- Removable blades
- The blades are made from high quality stainless steel
- Hole in the lid with a feed tube and dosing tube
- "Pulse" function for instant blending and crushing of ice cubes
- Two stainless steel chopping blade assemblies – with two and four blades
- Small inner transparent lid for adding ingredient while blending
- Anti-slip feet
- The removable parts are suitable for washing in a dishwasher
- Glass blending jug with 0.8-litre capacity
- Power input: 250 W
- 2 speed levels
- Length of power cord: 90 cm



● **SBL 4371**

Blenders

- 600 W Power
- 1,5 l Glass Mixing Jar
- 2 Speed
- Illuminated Control Dial Surround
- Pulse Function for Ice Crushing
- Two Stainless Steel Blades Suitable also for Ice Crishing
- Rubber Lid
- Inner Smaller Transparent Lid for Adding Ingredients while Mixing
- Rubbered for Easy Jar Removing from Mixer's Body
- Stainless Steel Base
- Anti-slip Feet



● **SBL 4370**

Blenders

- 500 W Power
- 1,5 l Glass Mixing Jar
- 2 Speed
- Illuminated Control Dial Surround
- Pulse Function for Ice Crushing
- Two Stainless Steel Blades Suitable also for Ice Crishing
- Rubber Lid
- Inner Smaller Transparent Lid for Adding Ingredients while Mixing
- Rubbered for Easy Jar Removing from Mixer's Body
- Anti-slip Feet





● SSJ 9000NP

Slow Juicer



- Highly effective juicing
- Automatic pulp separation
- Pulp container with a capacity of 1.2 l
- Juice jug with capacity of 1.2 l
- 2 stainless steel filtration microstrainer with high gloss nylon frame
- 1 filtration microstrainer for making home ice cream
- Double blade spiral system of high gloss nylon squeezer for more fine juice
- DripStop Technology Prevents Dripping after Extraction
- Transparent juicing bowl for good visibility of the juicing process
- Very efficient 200 W brushless DC motor with digital variable frequency
- Triple protection:
 - Motor starts only when the appliance is correctly assembled
 - Automatic shut off if the lid is removed
 - Automatic shut off if the motor overheats
- Slow speed 40-80 rpm for retaining all vitamins and enzymes
- Anti slip feet with suction cups for problem-free use
- Robust motor made for continuous 1 hour juicing sessions
- Length of power cord: 150 cm
- Dimensions (length x width x height): 220 x 270 x 450 mm
- Weight: 6.4 kg
- Noise level: 63 dB(A)
- Voltage and frequency: 220-240 V, 50 Hz
- 10-year warranty on the motor



● SSJ 4070SL

Slow Juicer

- Highly effective juicing
- Big Feeding Tube for Easy Juicing
- Very efficient 400W motor
- Highly effective juicing
- Automatic pulp separation
- Pulp container with a capacity of 0.8l
- Juice jug with capacity of 0.8l
- Stainless Steel Filtration Microstrainer
- Tritan Juicing Bowl
- BPA free
- Transparent juicing bowl for good visibility of the juicing process
- Very efficient 400W motor
- Triple protection:
 - Motor starts only when the appliance is correctly assembled
 - Automatic shut off if the lid is removed
 - Automatic shut off if the motor overheats
- Slow speed of 60 rpm for retaining all vitamins and enzymes
- Anti slip feet with suction cups for problem-free use
- Robust motor made for continuous 15-minute juicing sessions
- Length of power cord: 110cm
- Dimensions (length x width x height): 200×175×495mm
- Weight: 5.1kg
- Noise level: • Voltage and frequency: 220-240V, 50/60Hz



● SSJ 4050NP

Slow Juicer

- Highly effective juicing
- Automatic pulp separation
- Pulp container with a capacity of 0.8l
- Juice jug with capacity of 0.8l
- Titanium filtration microstrainer
- Transparent juicing bowl for good visibility of the juicing process
- Very efficient 400W motor
- Triple protection:
 - Motor starts only when the appliance is correctly assembled
 - Automatic shut off if the lid is removed
 - Automatic shut off if the motor overheats
- Slow speed of 60 rpm for retaining all vitamins and enzymes
- Anti slip feet with suction cups for problem-free use
- Robust motor made for continuous 15-minute juicing sessions





● **SSJ 4042RD**

● **SSJ 4041BK**

Slow Juicer



- Automatic pulp separation
- Pulp container with a capacity of 0.8 l
- Stainless steel filtration microstrainer
- Very efficient 400 W motor
- Triple protection: Motor starts only when the appliance is correctly assembled, Automatic shut off if the lid is removed, Automatic shut off if the motor overheats
- Anti slip feet with suction cups for problem-free use
- Robust motor made for continuous 15-minute juicing sessions
- Speed: 60 rpm
- Length of power cord: 110 cm
- Dimensions: 230 x 210 x 445 mm
- Weight: 4.15 kg
- Noise level: • Voltage and frequency: 220-240 V, 50/60Hz



● SJE 5050SS

Juicer

- Enjoy Healthy Fresh Juice
- Wide feed tube (75 mm) for comfortable filling
- Automatic pulp separation
- 5 speeds ensuring optimal juicing
- Pulp container with 2 l capacity
- Juice jug with capacity of 1 l
- Digital control with LCD display
- Stainless steel juice collector
- Stainless steel filtration microstrainer for optimal juicing
- Transparent lid for good visibility of the juicing process
- Very efficient 1 200 W motor
- Easy cleaning of all removable parts
- Triple protection system for improved safety:
- Motor starts only when appliance is correctly assembled
- Automatic shut off when lid is removed



● SJE 1055SS

Juicer



- Power input 800 W
- Stainless steel finish for easy and hygienic maintenance
- Automatic pulp separation
- 2 speeds (10,600 rpm / 12,600 rpm)
- Pulp container with capacity of 1.6 l
- Juice jug with capacity of 0.75 l
- Wide feed tube (75 mm)
- Triple protection system for improved safety: Motor starts only when the appliance is correctly assembled; Automatic shut off when the lid is removed; Automatic shut off when the motor overheats
- Anti-slip feet for problem-free use
- Length of power cord: 1.2 m
- Dimensions (length × width × height): 280 × 170 × 390 mm
- Weight: 3.6 kg



● SJE 741SS

Juicer



- Wide feed tube (65 mm) for comfortable filling
- Automatic pulp separation
- Pulp container with a capacity of 1.2 l
- Juice jug with froth separation
- Stainless steel filtration microstrainer
- Very efficient 400 W motor
- Triple protection: Motor starts only when the appliance is correctly assembled, Automatic shut off if the lid is removed, Automatic shut off if the motor overheats
- 2 speeds (1st speed = 11000 rpm, 2nd speed = 13000 rpm)
- Dimensions: 175 x 250 x 285 mm
- Weight: 2 kg
- Noise level: 85 dB (A)
- Voltage and frequency: 220-240 V, 50/60Hz





● SCJ 9000NP

Citrus Press

- Automatic pulp separation by stainless steel filtration strainer
- Turns on/off automatically when the juicing cone is pressed
- DripStop technology preventing dripping after juicing
- Suitable for preparing fresh juices from citrus fruits (orange juice, lemon juice for tea, etc.)
- Automatic pulp separation by stainless steel filtration strainer
- Turns on/off automatically when the juicing cone is pressed
- DripStop technology preventing dripping after juicing
- 360° pressing technology for easy operation
- Easy cleaning of all removable parts
- Capacity of juice collector: 2l
- Long time using up to 1l of juice for one time
- Anti-slip feet for problem-free use
- Power cord storage option in the bottom part
- Supplied accessories: protective cover
- Overheating protection
- Power input 80W
- Silent Motor with High Speed: 110rpm
- Length of the power cord: 90 cm
- Dimensions (width x depth x height): 190 x 185 x 280 mm
- Weight: 2.5 Kg
- Noise level: 70 dB (A)
- Voltage and frequency: 220-240 V, 50 Hz
- 10-year warranty on the motor

● SCJ 6050SS

Citrus Press

- Suitable for preparing fresh juices from citrus fruits (orange juice, lemon juice for tea, etc.)
- The outer body is made from stainless steel
- Two juicing cone sizes: small juicing cone (e.g. for limes), large juicing cone (e.g. for oranges)
- Filtration strainer for catching fruit pulp and stones
- Removable parts for easy cleaning
- Overheating protection
- Power input 60 W
- Length of the power cord: 90 cm
- Dimensions (width x depth x height): 177 x 177 x 255 mm
- Weight: 1140 g
- Noise level: 84 dB (A)
- Voltage and frequency: 220-240 V, 50 Hz



● SCJ 1051GR

Citrus Press

- Suitable for preparing fresh juices from citrus fruits (orange juice, lemon juice for tea, etc.)
- Two juicing cone sizes: small and large
- Runs in both directions for maximum juice extraction from the fruit pulp
- Filtration strainer for catching fruit pulp and stones
- Turns on/off automatically when the juicing cone is pressed
- Supplied accessories: protective dust cover
- Power input 40 W
- Length of power cord: 90 cm
- Dimensions (w x d x h): 200 x 200 x 150 mm
- Weight: 0.6 kg
- Noise level: 75 dB
- Voltage and frequency: 230 V, 50 Hz





● SHB 5501CH

Hand Blender

- 9 in 1 Hand Blender
- 6-YEAR WARRANTY for Motor
- TITANIUM Quad Blade Technology
- Power Input 1 000 W
- Continuous Speed Control (20 Speeds)
- Ergonomically Shaped Handle
- Stainless Steel Attachment that Can Also be Used to Mix Hot Foods
- Accessories:
 - 800 ml Beaker with Lid
 - 500 ml Chopper with a Stainless Steel Blade and a Lid
 - 1 250 ml with Stainless Steel Blades
 - Stainless Steel Double Whisker
- Main Power Switch with LED Backlight
- Attachment Release Buttons
- Hanging Loop





- SHB 5600GG
- SHB 5601GR
- SHB 5608BK
- SHB 5602BL
- SHB 5603VT
- SHB 5604RD
- SHB 5605RS
- SHB 5606GD
- SHB 5607CH

Hand Blender

- 4 in 1 Hand Blender
- 6-YEAR WARRANTY for Motor
- TITANIUM QuadBlade Technology
- Power Input 1 000 W
- Extra Quiet DC Motor
- Continuous Speed Control (20 Speeds)
- Ergonomically Shaped Handle
- Stainless Steel Attachment that Can Also be Used to Mix Hot Foods
- Stainless Steel Chopping Blade
- Accessories
- 800 ml Beaker with Lid
- Stainless Steel Double Whisker
- 1 250 ml Chopper With Stainless Steel Blades
- Attachment Release Buttons
- Hanging Loop
- Length of Power cord: 1.2 m





- SHB 4460WH
- SHB 4461BL
- SHB 4462GR
- SHB 4463OR
- SHB 4464RD
- SHB 4465VT
- SHB 4466YL
- SHB 4467TQ
- SHB 4468RS

Hand Blender

- Active Speed Button
- 6-YEAR WARRANTY for Motor
- TITANIUM 6 Blades with ICE Crash
- Turbo button
- Ergonomical handle
- Special removable lid for Beaker
- Noise: 85 dB(A)
- Power Input 800 W
- Accessories:
 - 700 ml Beaker with Lid
 - 500 ml Chopper
 - Stainless steel Whisker



○ SHB 4501WH

Hand Blender



- 4 in 1 Hand Blender
- Power Input 1 000 W
- 20 Speeds
- Variable Speed Control
- Ergonomically Shaped Handle
- Titanium Quad Blade Technology
- 4 Pieces Set
- Power Cord Length: 1.2 m
- Accessories Included:
- Stainless Steel Whisk
- 500 ml Chopper With Stainless Steel Blades and Lid
- Detachable Stainless Steel Blending Rod
- 800 ml Beaker with Lid



○ SHB 4450WH

Hand Blender



- Active Speed Button Technology
- TITANIUM 6 Blade Technology
- Extra quiet 800 W motor
- Variable speed control
- Ergonomically shaped handle
- Stainless steel attachment that can also blend hot meals
- Accessories
- 800ml blending jar with a lid
- 500ml chopper with a stainless steel blade and lid
- Stainless steel whisk
- Removable attachment release buttons
- Hanging loop
- Length of power cord: 1.2 m



○ **SHB 4260WH**

Hand Blender



- 2 Speeds- Standard and TURBO Speed
- Stainless Steel 2 Blades
- Power Input 500 W
- Accessories: 700 ml Beaker with Lid, 500 ml Chopper and a Lid
- Whisker

○ **SHB 4358**● **SHB 4359**

Hand Blender



- 2 speeds - Standard and TURBO Speed
- 4 TITANIUM Blades with ICE Crushing Function
- Extra quiet DC Motor
- Power Input 600 W
- Accessories: 700 ml Beaker with Lid
- Stainless Steel Attachment that can also blend Hot Meals
- Ergonomically shaped Handle
- Length of Power Cord: 1.2 m



● SHB 4355

Hand Blender



- Ergonomically designed handle
- Two speed levels
- Stainless steel blades
- Attachment release buttons
- Dishwasher safe attachment
- Hanging loop
- Measuring jug, capacity 500 ml
- Aluminum front panel
- Power input 400 W



○ SHB 4110WH

Hand Blender



- Ergonomically designed handle
- 2 speed levels
- stainless steel blades
- measuring mixing container, capacity 500 ml
- dishwasher safe attachment
- hanging loop
- powerful 400 W motor



○ **SHM 5330**

Hand Mixer

- 5 speed levels
- Pulse switch MAX for maximum speed
- Rotating bowl
- Tilt arm
- Set of beater hooks
- Set of dough hooks
- Quiet operation
- Eject Button for Quick Hooks Release
- Input 300 W

○ **SHM 5206WH**

Hand Mixer

- 5 Speed Levels for All Types of Recipes
- Turbo Button for Maximum Speed
- Storage Box for All Attachments
- 3 Types of Attachments:
- Set of Whisks for Whipping Whipped Cream, Creams, Mashed Potatoes, Sauces, Egg Whites and Yolks
- Set of Kneading Hooks for Kneading Dough
- Set Balloon for for Whipping Cream, Beating Egg Whites and Mixing Spices and Ready-mix Desserts
- Button for Comfortable Release and Removal of Attachments
- Quiet Operation
- Easy Cleaning (the Whisks, Hooks and Balloon Can Be Washed in Dishwasher)
- Thermal Fuse against Overheating
- Power Input: 400W
- Power Cord Length: 1.2m



○ SHM 6203SS

Hand Mixer

- 5 speed levels for all types of recipes
- Turbo button for maximum speed
- 2 types of attachments: Set of whisks for whipping whipped cream, creams, mashed potatoes, spreads, egg whites and yolks; Set of kneading hooks for kneading dough
- Ergonomic design
- Easy cleaning
- Thermal fuse against overheating
- Power input 300 W
- Length of power cord: 1.2 m
- Dimensions without the attachments attached (depth x width x height): 152 x 100 x 205 mm
- Dimensions with the attachments attached (depth x width x height): 295 x 100 x 205 mm
- Weight: 0.96 kg
- Voltage and frequency: 220-240 V, 50/60 Hz



○ SHM 5270

Hand Mixer

- 5 speed levels
- Pulse level Turbo for maximum power
- Stick blender attachment for mixing
- Set of beater whisks
- Set of kneading whisks
- Quiet operation
- Attachment release button
- Power input 300 W



○ SMG 4382

Meat Grinder

- 1500W motor
- Quick and easy mincing of various types of meat
- Capacity: 1.65 kg meat/min
- 3 mincing discs - coarse (oval-shaped openings), medium 7.4 mm, fine 4.2 mm
- Attachment for juicing soft fruit (berries and citrus fruits)/vegetables
- Attachment for filling smoked goods (white pudding, sausages.)
- Accessories for grating vegetables, fruit and for making breadcrumbs
- Mincing blade and discs made from durable steel
- The auger is made from solid aluminium alloy
- Motor also runs in reverse
- Anti-skid feet



○ SMG 4381

Meat Grinder

- 1500W motor
- Specialist for juicing currants
- Quick and easy mincing of various types of meat
- Capacity: 1.65 kg meat/min
- 3 mincing discs - coarse (oval-shaped openings), medium 7.4 mm, fine 4.2 mm
- Attachment for juicing soft fruit (berries and citrus fruits)/vegetables
- Attachment for filling smoked goods (white pudding, sausages.)
- Mincing blade and discs made from durable steel
- The auger made from a solid aluminium alloy
- Motor also runs in reverse
- Storage space for discs and the power cord in the rear part of the device
- Anti-skid feet





○ **SSG 3500WH**

● **SSG 3501GR**

● **SSG 3504RD**

Electric Grater

- Special slicer and grater for fruit and vegetables
- Can slice, cut and grate
- Supplied accessories: 5 exchangeable attachments for perfect results: Slicer for thin slices, Grater for wavy slices, Coarse grater, Fine grater, The very fine grater
- Modern space-saving ergonomic design
- The 56 mm wide feed tube enables the grating and slicing of ingredients without precutting
- Serves on a plate or bowl
- Anti-slip feet for problem-free use
- Length of the power cord: 1.2 m
- Power input: 150 W
- Volt. and freq.: 220-240 V, 50/60 Hz
- Dimen.: 24.5 x 22.5 x 19.5 cm
- Weight: 1.2 kg

○ SSV 230WH

Electric Spiralizer

- 2 types of stainless steel blade
- Spiral blade
- Spaghetti blade
- Extra Wide feed tube for easy operation – 74 mm
- Power input: 90W
- Anti slip feet for maximum safety
- Power cord length: 1.2 m
- 220–240V, 50/60Hz



○ SSV 330WH

Electric Spiralizer

- 3 types of stainless steel blade
- Spiral blade
- Thick spiral blade
- Spaghetti blade
- Wide feed tube for easy operation
- Smart design – simple storage
- Power input: 100W
- Anti slip feet for maximum safety
- Power cord length: 1m
- 220–240V, 50/60Hz



● SFS 4050SS

Electric Slicers

- Removable stainless steel cutting disc (diameter 190 mm)
- Variable cutting width adjustment dial (1-15 mm)
- Removable food carriage (190 x 162 mm) with stoppers in both directions
- Food pusher (155 x 82 mm) with grip pins to prevent food from slipping while slicing
- Option to fully slide out the food pusher for cutting larger foods
- Removable parts for easy cleaning and washing (food carriage, food pusher, cutting disc)
- Integrate thumb guard
- Power cord storage space
- Anti-slip feet
- Power input 150 W
- Dimensions (length x depth x height): 372 x 235 x 267 mm



● SFS 1001GR

○ SFS 1000WH

Electric Slicers

- Removable stainless steel cutting disc (diameter 170 mm)
- Variable cutting width adjustment dial (1-15 mm)
- Folding base plate
- Option to fully slide out the food pusher for cutting larger foods
- Removable parts for easy cleaning and washing (food tray, base plate, food carriage, food pusher, cutting disc)
- Power cord storage space
- Rated power 100 W
- Dimensions (length x depth x height): 339 x 246 x 206
- Dimensions when folded up without the food carriage attached (length x depth x height): 339 x 109 x 206
- Weight: 1.98 kg



○ SCB 6150SS

Chopper

- Powerful for chopping meat, fruit, vegetables and other types of food
- Also suitable for preparing purée and baby food
- 4 titanium blades for reduced oxidation
- Large glass bowl (capacity 1 500 ml) suitable for washing in a dishwasher
- Whipping disc for making homemade mayonnaise, creams and snow white
- Simply insert the ingredients and press the button to start chopping
- Rubber anti-skid base for easier handling
- Compact and Ergonomic Design
- Safety switch
- Power: 500 W



○ SCB 5100WH

Chopper

- Powerful for chopping meat, fruit, vegetables and other types of food
- Also suitable for preparing purée and baby food
- 4 titanium blades for reduced oxidation
- Large glass bowl (capacity 1 000 ml) suitable for washing in a dishwasher
- Simply insert the ingredients and press the button to start chopping
- Rubber anti-skid base for easier handling
- Compact and Ergonomic Design
- Safety switch
- Power: 500 W



○ SHB 4330WH

Chopper

- Powerful enough for cutting meat, fruit, vegetable
- Compact and ergonomic design
- Stainless steel blades for powerful and reliable results
- Simply stack and press to chop
- Durable large glass bowl with capacity 1 000 ml
- Power: 230 W



○ SHB 4310

Chopper

- Suitable for chopping fruit, vegetable, meat and other foodstuffs
- Stainless steel blade
- Whisking disc
- Plastic bowl, capacity 650ml
- rubber antislid mat & lid in one
- ergonomic design
- safety switch
- input 300 W



○ SGS 3050SS

Spice Grinder

- Easy-to-use single-handed operation, responds to a simple push of a button
- Rotary system for easy adjustment of grinding coarseness
- White illumination on the underside of the grinder
- Indicator light indicating that the mill is running
- Quality adjustable ceramic rotor
- Grinding settings from coarse to fine, will help grind spices to perfection and suit all tastes

○ SFD 4235WH

Food Dehydrator

- Backlit LED display
- Electronic temperature control 40-70°C enables retention of as many natural compounds as possible.
- Electronic shut off timer
- This compact food dehydrator offers 5 height-adjustable drying trays
- Diameter of the drying tray: 320 mm
- Available height per level: 3 cm
- Adjustable Temperature 40-70°C
- An integrated fan with centra tube allows achieving even drying on all levels.
- The transparent lid and trays make it possible to check the drying process at any time.
- Thermal fuse against overheating
- Power input: 350 W
- Length of power cord: 1.35 m
- Dimensions (width × depth × height): 320 × 320 × 285 mm
- Weight: 2.2 kg
- Voltage and frequency: 220-240 V, 50/60 Hz



○ SFD 2105WH

Food Dehydrator

- 5 drying racks standard
- Saves space when running with a lower number of racks (possible with only one rack)
- Diameter of drying rack: 33 cm
- Available height per level: 1.3 cm
- Adjustable Temperature 35-80°C
- Integrated fan assists even dehydration on all levels
- Design of the drying racks prevents mould formation and optimises air flow
- Clear lid and racks enable immediate visual control over the progress of dehydration
- Drying racks and lid can be washed in a dishwasher
- Backlit main button with power indicator light
- Thermal fuse against overheating
- Power input: 250 W
- Length of power cord: 0.8 m
- Dimensions (width x depth x height) 330 x 330 x 195 / 235 mm
- Weight: 2.5 kg
- Voltage and frequency: 220-240 V, 50 Hz



○ SFD 851GR

Food Dehydrator

- Backlit LED display
- Electronic temperature control 35-70°C
- Electronic shut off timer
- This compact food dehydrator offers 5 height-adjustable drying trays
- Diameter of the drying tray: 255 mm
- Available height per level: 1.5 to 2.8 cm
- An integrated fan helps to achieve even drying on all levels.
- The transparent lid and trays make it possible to check the drying process at any time.
- Thermal fuse against overheating
- Power input: 240 W
- Length of power cord: 1.15 m
- Dimensions (width x depth x height): 268 x 268 x 212 mm
- Weight: 1.83 kg
- Voltage and frequency: 220-240 V, 50/60 Hz



○ **SFD 790WH**

Food Dehydrator

- Temperature control 35-80°C
- 5 drying racks as standard (option to purchase a set of a further 4 racks)
- Space saving when using fewer racks (possible with only a single rack)
- Diameter of the drying rack: 23cm
- Available height per level: 1.3cm
- An integrated fan helps to achieve even drying on all levels.
- The design of the drying racks prevents the formation of moulds and optimises air circulation
- The transparent lid and racks make it possible to check the drying process at any time.
- The drying racks and the lid can be washed in a dishwasher
- Thermal fuse against overheating
- Power input: 250W
- Length of power cord: 0.9m
- Dimensions (width × depth × height): 230×230×190/230mm
- Weight: 1.3kg
- Voltage and frequency: 220-240V, 50Hz

○ **SFD 750WH**

Food Dehydrator

- 5 drying racks as standard
- Space saving when using fewer racks (possible with only a single rack)
- Diameter of the drying rack: 23cm
- Available height per level: 2.5cm
- An integrated fan helps to achieve even drying on all levels.
- The design of the drying racks prevents the formation of moulds and optimises air circulation
- The transparent lid and racks make it possible to check the drying process at any time.
- The drying racks and the lid can be washed in a dishwasher
- Thermal fuse against overheating
- Power input: 250W
- Length of power cord: 0.9m
- Dimensions (width × depth × height): 230×230×190/230mm
- Weight: 1.3kg
- Voltage and frequency: 220-240V, 50Hz

● **SFD 742RD**

Food Dehydrator

- This compact food dehydrator offers 5 height-adjustable drying trays
- Diameter of the drying tray: 255 mm
- Available height per level: 1.5 to 2.8 cm
- An integrated fan helps to achieve even drying on all levels
- The transparent lid and trays make it possible to check the drying process at any time
- Backlit main power switch indicating operation
- Thermal fuse against overheating
- Power input: 240 W
- Length of power cord: 1.15 m
- Dimensions (width x depth x height): 268 x 268 x 212 mm
- Weight: 1.83 kg
- Voltage and frequency: 220-240 V, 50/60 Hz





● SVS 4010SS

Vacuum sealers

- The Vacuum Sealer will Easily Keep Food Fresh and Preserve its Quality
- Extends Storage Life by up to Five Times
- Vacuum Sealing Food Enables Retaining all Nutrients and Original Aroma of Fresh Food
- Prevents Food from Drying out / Losing Liquid
- Very Easy and Intuitive Controls
- Every Program is Activated by Pressing One Button
- Two Vacuum Speeds
- Option to Vacuum Seal Dry and Wet Food
- Anti-slip Feet Hold Appliance Firmly in Place for Safe Operation
- Inner Foil Storage Ensuring Maximum Comfort Usage
- Option to Connect Hose for External Suction of Vacuum Seal Boxes, Bottles, etc..
- Hose is Included
- Basic Set of Professional Channel Sealer Films Included
- Seals with a Strong 2 mm Air-tight Seal
- Insulates Food against Unpleasant Odours in the Refrigerator or Freezer
- LED Indicators
- Resettable Thermal Fuse Preventing Overheating
- Food Stored in Bags Can Be Heated and Defrosted
- Compatible with Multiple Types of Films
- Suitable for
 - Storing Food in a Refrigerator or Freezer
 - Marinating Food in Vacuum
 - Sous-Vide Cooking
- Included Contents: Vacuum Sealer, Vacuum Hose, 5 Vacuum Sealer Bags 20×30cm, 1 Vacuum Film 20×200cm
- Weight: 2.39kg
- Dimensions: 80×400×210 mm
- Power input: 120W
- Mains Power Supply
- Compressor Output: 12L / Min | -0.8Bar
- Maximum Roll and Film Width: 30cm



● SVS 3010GY

Vacuum sealers

- The Vacuum Sealer will Easily Keep Food Fresh and Preserve its Quality
- Extends Storage Life by up to Five Times
- Vacuum Sealing Food Enables Retaining all Nutrients and Original Aroma of Fresh Food
- Prevents Food from Drying out / Losing Liquid
- Very Easy and Intuitive Controls
- Every Program is Activated by Pressing One Button
- Two Vacuum Speeds
- Option to Vacuum Seal Dry and Wet Food
- Anti-slip Feet Hold Appliance Firmly in Place for Safe Operation
- Option to Connect Hose for External Suction of Vacuum Seal Boxes, Bottles, etc..
- Hose is Included.
- Basic Set of Professional Channel Sealer Films Included
- Seals with a Strong 2 mm Air-tight Seal
- Insulates Food against Unpleasant Odours in the Refrigerator or Freezer
- LED Indicators
- Resettable Thermal Fuse Preventing Overheating
- Food Stored in Bags Can Be Heated and Defrosted
- Compatible with Multiple Types of Films
- Suitable for
- Storing Food in a Refrigerator or Freezer
- Marinating Food in Vacuum
- Sous-Vide Cooking
- Included Contents: Vacuum Sealer, Vacuum Hose, 5 Vacuum Sealer Bags 20×30cm, 1 Vacuum Film 20×200cm
- Weight: 1.33kg
- Dimensions: 65×355×155mm
- Power input: 110W
- Mains Power Supply
- Compressor Output: 12L / Min | -0.8Bar
- Maximum Roll and Film Width: 30cm

○ SVS 2010WH

Vacuum sealers

- The Vacuum Sealer will Easily Keep Food Fresh and Preserve its Quality
- Extends Storage Life by up to Five Times
- Vacuum Sealing Food Enables Retaining all Nutrients and Original Aroma of Fresh Food
- Prevents Food from Drying out / Losing Liquid
- Very Easy and Intuitive Controls
- Every Program is Activated by Pressing One Button
- Two Vacuum Speeds
- Option to Vacuum Seal Dry and Wet Food
- Anti-slip Feet Hold Appliance Firmly in Place for Safe Operation
- Option to Connect Hose for External Suction of Vacuum Seal Boxes, Bottles, etc.
- Hose is Included.
- Basic Set of Professional Channel Sealer Films Included
- Seals with a Strong 2mm Air-tight Seal
- Insulates Food against Unpleasant Odours in the Refrigerator or Freezer
- LED Indicators
- Resettable Thermal Fuse Preventing Overheating
- Food Stored in Bags Can Be Heated and Defrosted
- Compatible with Multiple Types of Films
- Suitable for
- Storing Food in a Refrigerator or Freezer
- Marinating Food in Vacuum
- Sous-Vide Cooking
- Included Contents: Vacuum Sealer, Vacuum Hose, 5 Vacuum Sealer Bags 20×30cm, 1 Vacuum Film 20×200cm
- Weight: 1.25kg
- Dimensions: 65×355×155mm
- Power input: 110W
- Mains Power Supply
- Compressor Output: 12L / Min | -0.8Bar
- Maximum Roll and Film Width: 30cm



○ SVS 1010WH

Vacuum sealers

- The Vacuum Sealer will Easily Keep Food Fresh and Preserve its Quality
- Extends Storage Life by up to Five Times
- Vacuum Sealing Food Enables Retaining all Nutrients and Original Aroma of Fresh Food
- Prevents Food from Drying out / Losing Liquid
- Very Easy and Intuitive Controls
- Every Program is Activated by Pressing One Button
- Option to Only Vacuum
- Anti-slip Feet Hold Appliance Firmly in Place for Safe Operation
- Option to Connect Hose for External Suction of Vacuum Seal Boxes, Bottles, etc..
- Hose is Included.
- Basic Set of Professional Channel Sealer Films Included
- Seals with a Strong 2 mm Air-tight Seal
- Insulates Food against Unpleasant Odours in the Refrigerator or Freezer
- LED Indicators
- Resettable Thermal Fuse Preventing Overheating
- Food Stored in Bags Can Be Heated and Defrosted
- Compatible with Multiple Types of Films
- Suitable for
- Storing Food in a Refrigerator or Freezer
- Marinating Food in Vacuum
- Sous-Vide Cooking
- Included Contents: Vacuum Sealer, Vacuum Hose, 5 Vacuum Sealer Bags 20x30cm, 1 Vacuum Film 20x200cm
- Weight: 1.27kg
- Dimensions: 65x355x155mm
- Power Input: 110W
- Mains Power Supply
- Compressor Output: 12L / Min | -0.8Bar
- Maximum Roll and Film Width: 30cm





● **SKS 7001BK**
 ○ **SKS 7000WH**

Kitchen Scale

- Ultra Slim Design (17.5 mm)
- Glass Surface for Easy Cleaning
- Extra Large LCD display (76.5 x 24.5 mm)
- Tempered Safety Glass (3 mm)
- Weighing Range up to 10 kg / 22 lb
- Sensitivity 1 g / 0.1 oz
- Unit Selection Option (g/ml/lb/ft:oz)
- Tare Function
- 4 Sensors for Increased Weighing Accuracy
- Clock Function
- Two Large Buttons for Easy Operation
- Empty Battery and Overload Indicator
- Supplied Accessories: 1 x 3V CR2032 Battery



○ SKS 6000

Kitchen Scale

- Displays the amount of calories, sodium, proteins, fat, carbohydrates, cholesterol and fibres by means of 999 preprogrammed food codes
- Memory for up to 99 weighed foods making it possible to calculate the total sum of their nutritional values
- Option to display the total intake of individual nutritional components of:
 - individual foods and courses
 - daily food intake
 - weekly food intake
- Memory stores data even after it is turned off
- Suitable for weight-loss diets, athletes, diabetics, cardiac patients, people with kidney disease, increased cholesterol, high blood pressure, etc.
- It can also be used like a standard kitchen scale
- Ultra slim design (only 17 mm high)
- Glass surface for easy cleaning
- Extra large LCD display (60 x 45 mm)
- Hardened safety glass
- Weight up to 5 kg
- Touch control sensors (durable button-free operation)
- Tare function
- Incremental weighing function
- 4 sensors for increased weighing accuracy
- Sensitivity 1 g
- Option to select measuring units (g/ml)
- Weak battery and overloading indicator (weight and nutritional)
- Automatic idle shut-off (after 60 seconds)
- Supplied accessories: 1x 3 V lithium battery (CR 2032)
- Dimensions (width x depth x height): 157 x 224 x 17 mm
- Weight: 0.55 kg



- **SKS 30WH**
- **SKS 31GR**
- **SKS 32BL**
- **SKS 33OR**
- **SKS 34RD**
- **SKS 35VT**
- **SKS 36YL**
- **SKS 37GG**
- **SKS 38RS**

Kitchen Scale

- Touch control sensors (long life operation without buttons)
- Large backlit LCD display (5.3 x 2.3 cm)
- Tare function for weight of container
- Monolithic plastic surface for easy and hygienic maintenance
- 4 sensors for higher weighing accuracy
- Successive weighing function
- Contrasting backlight for good readability
- Weighing range up to 5 kg (accurate to 1 g)
- Automatic shut off when idle (after 60 seconds)
- Flat battery indicator and overload indicator
- Supplied accessories: 3 x 1.5V AAA batteries
- Unit selection option (g/ml/lb/fl:oz)



○ **SKS 5020WH**

● **SKS 5021GR**

● **SKS 5022BL**

● **SKS 5023OR**

● **SKS 5024RD**

● **SKS 5025VT**

● **SKS 5026YL**

● **SKS 5027TQ**

● **SKS 5028RS**

Kitchen Scale

- Ultra slim design (only 16 mm high)
- Glass surface for easy cleaning
- Large LCD display (55 x 25 mm)
- Hardened safety glass (4 mm)
- Weight up to 5 kg
- Touch control sensors (long life operation without buttons)
- Tare function
- Incremental weighing function
- 4 sensors for increased weighing accuracy
- Sensitivity 1 g
- Option to select measuring units (g/ml)
- Automatic idle shut-off (after 60 seconds)
- Supplied accessories: 1x 3 V lithium battery (CR 2032)
- Dimensions (width x depth x height): 201 x 184 x 16 mm
- Weight: 0.49 kg

● SKS 5400

Kitchen Scale

- Ultra slim design (height only 14 mm)
- Stainless steel surface for easy and hygienic maintenance
- Fingerprint proof coating
- Large LCD display (57 x 27 mm) with blue inverse backlight
- Maximum capacity 5 kg
- Tare function for weight of container
- Successive weighing function
- 4 high precision strain gauge sensors for higher weighing accuracy
- Weighing increments of 1 g
- Unit selection option (g/ml)
- Supplied accessories: 2x 3V lithium battery (CR 2032)
- Dimensions (width x depth x height): 201 x 201 x 14 mm
- Weight: 0.47 kg



● SKS 5305

Kitchen Scale

- Ultra slim design (only 14 mm high)
- Stainless steel surface for easy and hygienic care
- Extra large LCD display with a contrast backlight
- Weighs up to 5 kg
- Zeroing of container weight function (Tare)
- Gradual reweighing function
- 4 sensors for increased weighing accuracy
- Sensitivity of 1 g
- Option to select measuring units (g/ml)
- Weak battery and overloading indicator (weight and nutritional)
- Automatic shut off when idle
- Supplied accessories: 2x CR 2032 batteries
- Dimensions (width x depth x height): 160 x 230 x 14 mm
- Weight: 0.48 kg



● SKS 5300

Kitchen Scale

- Ultra slim design (only 14 mm high)
- Glass surface for easy and hygienic care
- Extra large LCD display with a contrast backlight
- Hardened safety glass
- Weighs up to 5 kg
- Touch control sensors (long life operation without buttons)
- Gradual reweighing function
- 4 sensors for increased weighing accuracy
- Sensitivity of 1 g
- Option to select measuring units (g/ml)
- Weak battery and overloading indicator
- Automatic shut off when idle
- Supplied accessories: 2x CR2032 batteries
- Dimensions (diameter x height): 200 x 14 mm
- Weight: 0.4 kg



○ **SKS 4030WH**● **SKS 4030BK**

Kitchen Scale

- Stainless steel removable bowl for easy and hygienic care (volume 1000 ml)
- Large LCD display (40 x 18 mm) with a contrast backlight
- Height of displayed digits 13 mm
- Weighing range up to 5 kg (sensitivity 1 g)
- Successive weighing function
- Water and milk volume measurement option (ml/fl:oz)
- Unit selection option (g/lb:oz)
- 4 sensors for higher weighing accuracy
- Supplied accessories: 2x 1.5V AAA batteries
- Dimensions (width x depth x height): 188 x 225 x 73 mm
- Inner dimensions of the bowl (diameter x height): 170 x 50 mm
- Weight: 0.39 kg

● **SKS 4004YL**● **SKS 4004VT**● **SKS 4004GR**

Kitchen Scale

- Practical removable bowl (volume 1000 ml)
- Large LCD display (40 x 18 mm) with a contrast backlight
- Height of displayed digits 13 mm
- Weighing range up to 5 kg (sensitivity 1 g)
- Tare function for weight of container
- Successive weighing function
- Water and milk volume measurement option (ml/fl:oz)
- Unit selection option (g/lb:oz)
- 4 sensors for higher weighing accuracy
- Supplied accessories: 2x 1.5V AAA batteries
- Dimensions (width x depth x height): 188 x 225 x 73 mm
- Inner dimensions of the bowl (diameter x height): 170 x 50 mm
- Weight: 0.39 kg

● **SKS 5700**

Kitchen Scale

- Fold-down wall mounted scale
- Depth when folded down only 7 cm
- Additional functions: clock, timer with alarm
- Extra large LCD display (72 x 35 mm)
- Hardened safety glass (4 mm)
- Weighs up to 3 kg
- Zeroing of container weight function (Tare)
- Gradual reweighing function

○ **SKS 4001**

Kitchen Scale

- Practical detachable plastic bowl
- Large LCD display
- Maximum capacity 5 kg / division 1 g
- Tare function
- Three units option (g/oz/ml)
- Low power & overload indicator
- Auto OFF function
- 1x 3V CR2032 lithium battery included

02

Cooking

Cooking

Vita Fryers
Preserving Boiler
Slow cooker
Rice Cookers
Ovens
Bread Makers
Microwave Ovens
Grills
Induction Cooktops
Hot Plates
Sandwich Makers
Toasters



○ SFR 5320WH

Vita Fryer

- Volume 3 L
- Power: 1400 W
- LED display
- Touch control sensors
- Ready to use in 3 minutes
- 6 pre-set cooking programs
 - pre-fried fries
 - homemade fries
 - hamburgers
 - chicken thighs
 - fish
 - muffins
- Oil smoke filter
- 60 minute timer with alarm
- Temperature control range 60°C - 200°C
- Oil-free frying system
 - healthier alternative to traditional frying methods
 - no more burnt oil
 - less odours
- Special air flow system
- Safety lock to prevent accidental remove of basket
- Removable non-stick frying basket for easy clean up
- Cool to touch
- Auto shut-off
- Collapsible top handle
- Detachable power cord



○ SFR 3320WH

Vita Fryer

- Power Input: 1500 W
- Volume of frying basket 2.6 L
- Ready to Use in 3 Min
- Air Filter for Odour Reduction
- 30 Minutes Timer with Alarm
- Temperature Control Range 80°C - 200°C
- Oil-free frying system
- Healthier alternative to traditional frying methods
- No more burnt oil
- Less odours
- Power On Light Indicator
- Special Air Flow System
- Safety Lock to Prevent Accidental Remove of Basket
- Removable Non-Stick Frying Basket for Easy Clean Up
- Auto Shut-Off
- Cool to Touch
- Compact Design





○ SPP 2100WH

Preserving Boiler

- Volume 27L
- Input Power: 1800W
- Preservation and Sterilization Fruit and Vegetable
- Suitable for Hot Drinks, Soups and Goulash
- Easy to Clean Hygienic Enamel Housing with no Affect to the Flavour or Smell
- Built-in Outlet Tap Suitable for Bottling Mulled Wine, Tea, Punch or Other Hot Drinks
- Heat-Insulated Handles
- Covered Heating Spiral – Flat Bottom
- Two Operation Modes:
 - Adjustable Timer 20-120min
 - Continuous Working – Keep Warm Function
- Thermostat Temperature Range Between 30°C and 100°C
- Automatic Temperature Control
- Capacity for up to 14 pcs of Glass Jars (Volume 1L)
- Reached Set Temperature Sound Indication
- Plastic Lid with Practical Handle
- Double Safety System:
 - Safety Fuse Against Overheating
 - Protection against Working without Beverage



○ SPR 3600WH

- Cooking in high pressure
- speeds up the cooking process by more than half
- let's you cook legumes (beans, chick piece etc.) without previous soaking
- allows you to cook delicious meals with difficult meats
- saves the flavor of the cooking meal
- saves energy needed for cooking
- allows you to prepare healthier meals
- Inner bowl
- volume 6L enables cooking for whole family at one time
- nonstick surface pro maximum cooking comfort
- suitable for serving the food at family dinner
- Three levels of pressure Light / Medium / High for any flavor and texture preference
- Multi-safe system with valve locks while cooking ensuring maximum safety while cooking even with high pressure
- Square shaped body design fitting to traditional pots
- Easy knob operation lets you control the cooker even with wet hands
- 14 preset programs
- Fry
- Stew
- Meat
- Fish
- Slow cook
- Yoghurt
- Desserts
- Rice
- Bread
- Pasta
- Vegetables
- Bake
- Cake
- Steam
- 24 hours timer
- Keep warm function that will automatically keep your meal warm after cooking has finished
- Automatic steam release will safely release all steam hands free
- Content of the box: Pressure cooker with 6L bowl, rice scoop, rice spoon, measuring cup, metal trivet, steamer
- Dimensions: 351 x 351 x 360 mm
- Power: 1 000 W
- Weight: 5.8 kg



● SPR 5500SS

Slow cooker

- Fully automated operation
- Dual locking tempered glass lid for maximum safety and comfort
- Cooking bowl with 6 L comfortably serves whole family
- Non-Stick coating technology with PFOA free coating
- 3mm thick aluminium wall for perfect heat distribution
- 304 Stainless Steel Steamer for long-term durability and rust resistance
- Dishwasher safe
- 5 Pre-set Browning Settings for sealing in the flavour and caramelising ingredients
 - Gentle 100 °C
 - Low 120 °C
 - Medium 150 °C
 - Sauté 170 °C
 - High Sear 180 °C
- 4 Preset Cooking Functions
 - Low Slow Cook 6-14 hours
 - High Slow Cook 2-8 hours
 - Steam 5-120 mins
 - Yoghurt 6-12 hours
- Content of the box: Slow cooker with 3mm aluminium bowl, Stainless Steel Steamer

● SRM 3150SS

Rice Cooker

- Digital Display
- Equal Heat Distribution Technology ensuring perfect results
- Special pot for cooking rice
- 11 special cooking functions
- 24 hours timer
- It works on steam cooking principle
- The outer body is made from stainless steel
- Volume 1.5L (for cooking 1 300g of rice)
- Fully automated operation
- Appropriate for cooking all types of rice including rice for Sushi
- Automatic shut off when cooking is finished, it then switches to the „Keep Warm“ function (keeps rice warm for up to 6 hours)
- Lid with an opening for the release of excess steam
- Practical handles on both sides of the bowl
- Easy cleaning (removable internal container with a non-stick surface)
- Indicator lights for cooking and the keep warm function
- Anti-slip feet
- Triple safety system:
 - protection against overheating
 - protection against water boiling away
 - automatic shut off when cooking is finished
- Supplied accessories: special spatulas for rice, rice and water measuring cup, soup spoon, steam basket
- Power input 700W
- Dimensions (width × depth × height): 270 × 290 × 250mm
- Weight: 2.8kg
- Voltage and frequency: 220–240V, 50/60Hz



● SRM 1890SS

● SRM 1891RD

Rice Cooker

- Equal Heat Distribution Technology ensuring perfect results
- Unique steam release valve prevents the pot from overflowing while cooking
- Special pot for cooking rice
- It works on steam cooking principle
- The outer body is made from stainless steel
- Volume 1.8 L (for cooking 1 500 g of rice)
- Fully automated operation
- Appropriate for cooking all types of rice including rice for Sushi
- Automatic shut off when cooking is finished, it then switches to the „Keep Warm“ function (keeps rice warm for up to 6 hours)
- Glass lid with an opening for the release of excess steam
- Practical handles on both sides of the bowl
- Easy cleaning (removable internal container with a non-stick surface)
- Indicator lights for cooking and the keep warm function
- Anti-slip feet
- Triple safety system:
 - protection against overheating
 - protection against water boiling away
 - automatic shut off when cooking is finished
- Supplied accessories: special spatulas for rice, rice and water measuring cup, steam basket
- Power input 700 - 830 W
- Dimensions (width x depth x height): 280 x 320 x 230 mm
- Weight: 3,7 kg
- Voltage and frequency: 220-240 V, 50/60 Hz





○ **SRM 2800SS**

Rice Cooker

- Special pot for cooking rice
- It works on steam cooking principle
- The outer body is made from stainless steel
- Volume 2,8 l
- Appropriate for cooking all types of rice including rice for Sushi
- Automatic shut off
- Glass lid with an opening for the release of excess steam
- Easy cleaning
- Indicator lights for cooking and the keep warm function
- Anti-slip feet
- Supplied accessories: special spatulas for rice, rice and water measuring cup
- Power input 1 000 W
- Dimensions (width x depth x height): 350 x 320 x 260 mm
- Weight: 3.1 kg



○ **SRM 1800SS**

Rice Cooker

- Special pot for cooking rice
- It works on a steam cooking principle
- The outer body is made from stainless steel
- Volume 1.8 l (for cooking 1500 g of rice)
- Fully automated operation
- Appropriate for cooking all types of rice including rice for Sushi
- Glass lid with an opening for the release of excess steam
- Anti-slip feet
- Supplied accessories: special spatulas for rice, rice and water measuring cup
- Power input 700 W
- Dimensions (width x depth x height): 310 x 268 x 265 mm
- Weight: 2.3 kg
- Voltage and frequency: 220-240 V, 50/60 Hz



○ **SRM 1550SS**

Rice Cooker

- Special pot for cooking rice
- It works on steam cooking principle
- The outer body is made from stainless steel
- Volume 1,5 l
- Fully automated operation
- Appropriate for cooking all types of rice including rice for Sushi
- Automatic shut off
- Glass lid with an opening for the release of excess steam
- Easy cleaning
- Indicator lights for cooking and the keep warm function
- Supplied accessories: special spatulas for rice, rice and water measuring cup
- Power input 500 W
- Dimensions (width x depth x height): 290 x 290 x 230 mm
- Weight: 2 kg



○ **SRM 1000SS**

Rice Cooker

- Special pot for cooking rice
- It works on steam cooking principle
- The outer body is made from stainless steel
- Volume 1 l
- Fully automated operation
- Appropriate for cooking all types of rice including rice for Sushi
- Automatic shut off
- Glass lid with an opening for the release of excess steam
- Anti-slip feet
- Supplied accessories: special spatulas for rice, rice and water measuring cup
- Power input 400 W
- Dimensions (width x depth x height): 270 x 230 x 225 mm
- Weight: 1.7 kg
- Voltage and frequency: 220-240 V, 50/60 Hz



○ **SRM 1810WH**

Rice Cooker

- Special pot for cooking rice
- It works on steam cooking principle
- The outer body is made from stainless steel
- Volume 1.8L (for cooking 1,500g of rice)
- Fully automated operation
- Appropriate for cooking all types of rice including rice for Sushi
- Automatic shut off when cooking is finished, it then switches to the „Keep Warm“ function (keeps rice warm for up to 6 hours)
- Glass lid with an opening for the release of excess steam
- Practical handles on both sides of the bowl
- Easy cleaning (removable internal container with a non-stick surface)
- Indicator lights for cooking and the keep warm function
- Anti-slip feet
- Triple safety system:
 - protection against overheating



○ **SRM 1500WH**

Rice Cooker

- Special pot for cooking rice
- It works on a steam cooking principle
- Volume 1.5 l (for cooking 1200 g of rice)
- Fully automated operation
- Appropriate for cooking all types of rice including rice for Sushi
- Glass lid with an opening for the release of excess steam
- Practical handles on both sides
- Anti-slip feet
- Triple safety system:
 - Supplied accessories: special spatulas for rice, rice and water measuring cup
- Power input 500 W
- Dimensions (width x depth x height): 302 x 260 x 245 mm
- Weight: 1.75 kg
- Voltage and frequency: 220-240 V, 50/60 Hz



○ **SRM 0610WH**

Rice Cooker

- Special pot for cooking rice
- It works on steam cooking principle
- The outer body is made from stainless steel
- Volume 0.6L (for cooking 450g of rice)
- Fully automated operation
- Appropriate for cooking all types of rice including rice for Sushi
- Automatic shut off when cooking is finished, it then switches to the „Keep Warm“ function (keeps rice warm for up to 6 hours)
- Glass lid with an opening for the release of excess steam
- Practical handles on both sides of the bowl
- Easy cleaning (removable internal container with a non-stick surface)
- Indicator lights for cooking and the keep warm function
- Anti-slip feet
- Triple safety system:
 - protection against overheating



○ **SRM 0600WH**

Rice Cooker

- Special pot for cooking rice
- It works on a steam cooking principle
- Volume 0.6 l (for cooking 450 g of rice)
- Fully automated operation
- Appropriate for cooking all types of rice including rice for Sushi
- Glass lid with an opening for the release of excess steam
- Practical handles on both sides
- Anti-slip feet
- Supplied accessories: special spatulas for rice, rice and water measuring cup
- Power input 300 W
- Dimensions (width x depth x height): 235 x 208 x 210 mm
- Weight: 1.2 kg
- Voltage and frequency: 220-240 V, 50/60 Hz

○ SEO 3628SS

Electric Oven

- Volume of 36 Litres
- Power Input: 3,250W
- Adjustable Temperature Control 90-230°C
- Independent Temperature Control for Each Hotplate:
 - Smaller Hotplate 300/450/750W
 - Larger Hotplate 400/600/1,000W
- Function Selector with 5 Heating Functions:
 - Upper Heating
 - Upper + Lower Heating
 - Upper Heating + Rotisserie
 - Lower Heating + Rotisserie
 - Upper & Lower Heating + Rotisserie
- Elegant Stainless Steel Panel Easy to Clean and Maintain
- Supplied Accessories:
 - Enamel Baking Tray
 - Chromed Grill Grate
 - Chromed Holder for Removing Tray/Grate
 - Rotisserie fork
 - Handle of Rotisserie Fork
 - Pizza Stone
- Two Independent Indicator Lights:
 - Oven Operating Indicator Light
 - Hotplates Operating Indicator Light
- Integrated Interior Light



○ SEO 2828BK

Electric Oven

- Volume of 28 Litres
- Power Input: 3,250W
- Adjustable Temperature Controls 90-230°C Degrees
- Independent Temperature Control for Each Hotplate:
 - Smaller Hotplate 300/450/750W
 - Larger Hotplate 400/600/1,000W
- Function Selector with 5 Heating Function:
 - Upper Heating
 - Upper + Lower Heating
 - Upper Heating + Rotisserie Function
 - Lower Heating + Rotisserie Function
 - Upper + Lower Heating + Rotisserie Function
- Double Glazed Door for Better Heat Insulation
- 3 Adjust Cooking Position of Baking Tray/Grate
- Two Independent Indicator Lights:
 - Oven Operating Indicator Light
 - Hotplates Operating Indicator Light
- 4 Pieces Stainless Steel Heating Elements
- Integrated Inner Light



○ SEO 3610SS

Electric Oven

- Volume of 36 Litres
- Power Input: 1 500 W
- Adjustable Temperature Control 90-230 °C
- 60-Minute Timer with Sound Signal and Automatic Shut-off
- Function Selector with 6 Heating Functions:
 - Upper Heating
 - Lower Heating
 - Upper + Lower Heating
 - Upper Heating + Rotisserie
 - Lower Heating + Rotisserie
 - Upper & Lower Heating + Rotisserie
- Double Glazed Door for Better Heat Insulation
- Heat Insulated Door Handle
- Elegant Stainless Steel Panel that is Easy to Clean and Maintain
- Supplied Accessories:
 - Enamel Baking Tray
 - Chromed Grill Grate
 - Chromed Holder for Removing Tray/Grate
 - Rotisserie Fork
 - Handle of Rotisserie Fork
 - Pizza Stone
- 3 Adjustable Baking Tray/Grate Positions
- Power On Indicator Light
- Integrated Interior Light
- 4 Stainless Steel Heating Elements



○ SEO 2810BK

Electric Oven

- Volume of 28 Litres
- Power Input: 1 500 W
- Adjustable Temperature Control 90-230 °C
- 60-Minute Timer with Sound Signal and Automatic Shut-off
- Function Selector with 6 Heating Functions:
 - Upper Heating
 - Lower Heating
 - Upper + Lower Heating
 - Upper Heating + Rotisserie
 - Lower Heating + Rotisserie
 - Upper & Lower Heating + Rotisserie
- Double Glazed Door for Better Heat Insulation
- Heat Insulated Door Handle
- Supplied Accessories:
 - Enamel Baking Tray
 - Chromed Grill Grate
 - Chromed Holder for Removing Tray/Grate
 - Rotisserie fork
 - Rotisserie Fork Removal Handle
- 3 Adjustable Baking Tray/Grate Positions
- Power On Indicator Light
- Integrated Interior Light
- 4 Stainless Steel Heating Elements



● SEO 1710BK

Electric Oven

- Volume of 17 Litres
- Power Input: 1380 W
- Adjustable Temperature Control 90-230 °C
- 60 Minute Timer with Sound Signal and Automatic Shut-off
- Function Selector with 4 Heating Functions:
 - Upper Heating
 - Lower Heating
 - Upper + Lower Heating
 - OFF
- Double Glazed Door for Better Heat Insulation
- Heat Insulated Door Handle
- Supplied Accessories:
 - Enamel Baking Tray
 - Chromed Grill Grate
 - Chromed Holder for Removing Tray/Grate
- 3 Adjustable Baking Tray/Grate Positions
- Power On Indicator Light
- Integrated Interior Light
- 4 Stainless Steel Heating Elements



● SEO 0910BK

Electric Oven

- Volume of 9 Litres
- Adjustable Temperature Controls 90-230 °C Degrees
- Adjustable Timer 0-60 Minute Timer with Signal Bell and Automatic Shut-off
- Double Glazed Door for Better Heat Insulation
- Heat Insulated Door Handle
- Supplied Accessories:
 - Baking Tray
 - Grill Grate
 - Holder for Removing Tray/Grate
- Power On Indicator Light





○ SBR 760WH

Bread Maker

- 2 kneading hooks for optimal results
- Large LCD display with a back-light and lid with big viewing window
- Program for cooking jams and marmalades
- 2 kneading hooks
- 13-hour switch for delayed baking timer
- 10 pre-set baking programs
- 1 pre-set program for cooking jams and marmalades
- 1 pre-set program for making only dough (e.g. for pizza, baguettes, bread rolls, doughnuts etc.)
- Maximum bread volume 1,350g
- Large backlit LCD display
- Lid with a viewing window
- 10 minute memory in the event of a power outage (the bread maker continues baking)
- 3 crust colour level settings (light / medium dark / dark)
- Keep warm function for 60 minutes after the end of baking
- Non-stick baking pan and kneading hooks for easy maintenance
- Dishwasher-safe baking pan
- Sound signal for adding ingredients requiring a shorter baking time
- Power input 850W
- Anti-slip feet
- Supplied accessories: measuring cup, spoon and steel hook for removing the kneading hooks
- Dimensions (width x depth x height): 403 x 255 x 305 mm

● SBR 930SS

Bread Maker

- Stainless design
- 11 preset baking programs
- 1 preset program for making jams and marmelades
- 13 hour timer for postponed start of baking
- 15 minutes memory in case of power outage (bread maker continues in baking)
- Lid with viewing window
- 3 setting levels bread crust (light/medium dark/dark)
- Nonskid feet
- Accessories: measuring cup and spoon



● SBR 1032SS

○ SBR 1031WH

Bread Maker

- With fully automated operation
- The outer body is made from stainless steel
- 12 preset baking programs
- 1 kneading blade
- Maximum bread weight of 900g option to select (450g / 700g / 900g)
- 2 setting levels for baking the bread crust (light / dark)
- Supplied accessories: recipes, measuring cup, measuring spoon, hook for pulling out the blade out of the bread
- Power input 480-580 W
- Length of the power cord: 1 m
- Dimensions (width x depth x height): 276 x 280 x 320 mm
- Weight: 4.2 kg
- Voltage and frequency: 220-240 V, 50 Hz | tampa ir dažnis: 220-240 V, 50 Hz



● SMW 6520DSG

Microwave Oven

- Microwave heating + grill
- Stainless steel exterior housing
- Stainless steel interior
- Digital controls
- Volume 20 l
- Preprogrammed cooking (6 menus)
- Defrosting based on weight
- 90-minute timer
- Quick start function
- Digital clock
- Delayed start
- Microwave power 700 W
- Grill power 900 W
- 5 microwave power levels
- Sound signals
- Child safety lock
- Button to open the door
- Dimensions (w x h x d): 455 x 265 x 340 mm
- Diameter of the rotating plate 245 mm



● SMW 6420DS

Microwave Oven

- Microwave heating
- Stainless steel exterior housing
- Stainless steel interior
- Digital controls
- Volume 20 l
- Preprogrammed cooking (6 menus)
- Defrosting based on weight
- 90-minute timer
- Quick start function
- Digital clock
- Delayed start
- Microwave power 700 W
- 5 microwave power levels
- Sound signals
- Child safety lock
- Button to open the door
- Dimensions (w x h x d): 455 x 265 x 340 mm
- Diameter of the rotating plate 245 mm



○ **SMW 6320**

Microwave Oven

- Microwave heating
- Stainless steel exterior housing
- Dark grey enamel interior
- Digital controls
- Volume 20 l
- Preprogrammed cooking (6 menus)
- Defrosting based on weight
- 90-minute timer
- Quick start function
- Clock
- Delayed start
- Microwave power 700 W
- 5 microwave power levels
- Sound signals
- Child safety lock
- Button to open the door
- Dimensions (w x h x d): 455 x 265 x 340 mm
- Diameter of the rotating plate 245 mm



○ **SMW 6022**

Microwave Oven

- Microwave heating
- Stainless steel exterior housing
- Dark grey enamel interior
- Digital controls
- Volume 20 l
- Preprogrammed cooking (8 menus)
- Multi-phase cooking
- Automatic defrost
- Quick start function
- Clock
- Delayed start
- 95-minute timer
- Microwave power 800 W
- 5 microwave power levels
- Sound signals
- Child safety lock
- Button to open the door
- Dimensions (w x h x d): 450 x 260 x 390 mm



○ **SMW 6001DS**

Microwave Oven

- Microwave heating
- Stainless steel exterior housing
- Dark grey enamel interior
- Digital controls
- Volume 20 l
- Preprogrammed cooking (8 menus)
- Multi-phase cooking
- Automatic defrost
- Quick start function
- Clock
- Delayed start
- 95-minute timer
- Microwave power 700 W
- 5 microwave power levels
- Sound signals
- Child safety lock
- Handle to open the door
- Inner dimensions for the plate (w x d): 315 x 297 mm
- Outer dimensions (w x h x d): 452 x 262 x 351 mm
- Weight: 10.5 kg



○ **SMW 5220**

Microwave Oven

- Combination cooking mode (microwave + grill)
- White enamel exterior housing
- White enamel interior
- Digital controls
- Volume 20 l
- Defrosting based on weight and time
- Quick start function
- 95-minute timer
- Microwave power 700 W
- 5 microwave power levels
- Grill power 1000 W
- 2 combination cooking modes
- Preprogrammed cooking (8 menus)
- Delayed start function
- Grilling rack
- Sound signals
- Clock
- Handle to open the door
- Child safety lock
- Rotating plate diameter 255 mm
- Dimensions (w x h x d): 440 x 258 x 355 mm



○ **SMW 4217WH**

Microwave Oven

- Combination cooking mode (microwave + grill)
- Enamel exterior housing
- Enamel interior for easy cleaning
- Volume 17 l
- 4 microwave power levels
- Defrost function
- 30-minute timer
- Easy manual control
- Microwave power 700 W
- Grill power 900 W
- Sound signals
- Handle to open the door
- Rotating plate diameter 245 mm
- Dimensions (w × h × d): 452 × 262 × 355 mm
- Weight: 11.5 kg



○ **SMW 3817D**

Microwave Oven

- Microwave heating
- White enamel exterior housing
- White enamel interior
- Digital controls
- Volume 17 l
- Defrost based on weight
- Quick start function
- 95-minute timer
- Microwave power 700 W
- 5 microwave power levels
- Clock
- Preprogrammed cooking (8 menus)
- Combination cooking
- Delayed start function
- Sound signals
- Child safety lock
- Button to open the door
- Rotating plate diameter 245 mm
- Dimensions (w × h × d): 450 × 260 × 340 mm



○ **SMW 3717**

Microwave Oven

- Microwave heating
- White enamel exterior housing
- White enamel interior
- Digital controls
- Volume 17 l
- Preprogrammed cooking (8 menus)
- Automatic defrost
- Quick start function
- Clock
- 60-minute timer
- Microwave power 700 W
- 5 microwave power levels
- Sound signals
- Child safety lock
- Integrated handle to open the door
- Dimensions (w x h x d): 455 x 260 x 350 mm



○ **SMW 2917**

Microwave Oven

- Capacity 17 l
- 5 levels of microwave cooking
- Defrost function
- 30-minute timer
- Output microwave power 700 W
- Sound signal
- Built-in handle for opening the door
- Diameter of 245 mm
- Dimensions (W x h x d): 450 x 260 x 325 mm



○ **SMW 2117SS**

Microwave Oven

- Microwave heating for simple and fast reheating or cooking
- Stainless steel will never rust or lose its eye-catching design
- Durable enamel interior for easy cleaning
- Two control knobs for easy manual control
- Large inner space: suitable for even bigger plates up to 25 cm
- Volume 17 L
- 5 microwave power levels to satisfy every need
- Defrost function for fast and hygienic defrosting
- 30-minute timer sufficient also for cooking
- Microwave power 700 W
- End of program sound signal
- Stainless steel door handle
- Dishwasher safe rotating plate
- Rotating plate diameter: 245 mm
- Dimensions (w × h × d): 455 × 265 × 360 mm
- Weight: 10.5 kg



○ **SMW 1917WH**

Microwave Oven

- Microwave heating
- Enamel exterior housing
- Enamel interior for easy cleaning
- Easy manual control
- Volume 17 l
- 5 microwave power levels
- Defrost function
- 30-minute timer
- Microwave power 700 W
- Sound signals
- Integrated Handle to Open the Door
- Rotating plate diameter: 245 mm
- Dimensions (w × h × d): 452 × 262 × 355 mm
- Weight: 10.5 kg



○ **SMW 1817BK**

Microwave Oven

- Microwave heating
- Enamel exterior housing
- Enamel interior for easy cleaning
- Easy manual control
- Volume 17 l
- 5 microwave power levels
- Defrost function
- 30-minute timer
- Microwave power 700 W
- Sound signals
- Button to open the door
- Rotating plate diameter: 245 mm
- Dimensions (w × h × d): 450 × 260 × 340 mm
- Weight: 10.5 kg



○ **SMW 1717WH**

Microwave Oven

- Microwave heating
- Enamel exterior housing
- Enamel interior for easy cleaning
- Easy manual control
- Volume 17 l
- 5 microwave power levels
- Defrost function
- 30-minute timer
- Microwave power 700 W
- Sound signals
- Button to open the door
- Rotating plate diameter: 245 mm
- Dimensions (w × h × d): 450 × 260 × 340 mm
- Weight: 10.5 kg





○ SBG 6650BK

Electric Grill

- Exclusive glass design
- Display for more precise control
- Non-stick grill plates of 3rd Generation with integrated heating spiral
- Two types of plates:
 - top smooth plate
 - bottom ridged grill plate
- 3 operating positions (closed / open 90° / open 180°)
- Non-stick grill plates
- Dimensions of the grill plate (width × depth): 30 × 25 cm
- Option to grill without needing to add oil
- Parallelogram mechanism ensures evenly distributed pressure
- Automatic temperature control with an indicator window
- Removable oil drip tray
- Easy to clean using only a paper towel
- Dishwasher safe grilling plates
- Removable oil drip tray
- Separate indicators for operation and heating up
- Timer
- Heat insulated handle suitable also for pressing sandwiches
- Lock in the closed position for easy carrying
- Option to store in a vertical position
- Anti-slip feet
- Storage space for the power cord
- Power input 2000 W



○ SBG 5030BK

Electric Grill

- Exclusive glass design
- Non-stick grill plates 3rd Generation with integrated heating spiral
- Option to grill without needing to add oil
- Two types of plates:
 - top smooth plate
 - bottom ridged grill plate
- 3 operating positions (closed / open 90° / open 180°)
- Non-stick grill plates
- Dimensions of the grill plate (width x depth): 30 x 25 cm
- Option to grill without needing to add oil
- Parallelogram mechanism ensures evenly distributed pressure
- Automatic temperature control with an indicator window
- Removable oil drip tray
- Easy to clean using only a paper towel
- Dishwasher safe grilling plates
- Removable oil drip tray
- Separate indicators for operation and heating up
- Timer (30 min.)
- Heat insulated handle suitable also for pressing sandwiches
- Lock in the closed position for easy carrying
- Option to store in a vertical position
- Anti-slip feet
- Storage space for the power cord
- Power input 2000 W
- Dimensions (width x depth x height): 370 x 330 x 180 mm
- Weight: 7.1 kg



○ **SBG 6030SS**

Electric Grill

- Intelligent setting of 7 programs + manual program for always perfect results
- Detachable dishwasher safe grilling plates of 2nd generation with integrated heating spiral
- Automatic sensors for thickness measurement and temperature adjustment
- Intelligent display shows phase of the baking process (Rare, Medium, Well done)
- 3 operating positions (closed / open 90° / open 180°)
- Non-stick grill plates
- Dimensions of the grill plate (width x depth): 31 x 25 cm
- Option to grill without needing to add oil
- Automatic temperature control with an indicator window
- Easy to clean using only a paper towel
- Removable oil drip tray
- Separate indicators for operation and heating up
- Heat insulated handle suitable also for pressing sandwiches
- Programs: Frozen Food, Bacon, Chicken, Sausage, Steak, Fish, Burger, Manual
- Option to store in a vertical position
- Anti-slip feet
- Storage space for the power cord
- Power input 2100 W
- Dimensions (width x depth x height): 376 x 330 x 162 mm
- Weight: 4,7 kg

○ **SBG 3701SL**

Electric Grill

- Suitable for grilling meat, paninis, vegetables, etc.
- Meets healthy grilling requirements
- Ribbed grill plate for draining fat and water
- Automatic temperature control with an indicator light (100 – 220 °C)
- Non-stick grilling surface
- Removable oil drip tray
- Grill plate dims.: 37.5 x 25.7cm
- Parallelogram mechanism ensuring downward pressure
- Removable oil drip tray
- Easy to clean
- Heat insulated handle also suitable for pushing down on sandwiches
- Lock in closed position for easy carrying
- Option to store in a vertical position
- Anti-slip feet
- Overheating protection
- Power input 1750 W



○ **SBG 106BK**

Electric Grill

- Ideal for year-round grilling inside the house and in the garden
- The combination of two different grilling surfaces:
- Large grilling surface (47 x 31 cm)
- Non-stick finish grilling area
- Rotary Adjustable thermostat
- Keep Warm function for maintaining the temperature (60 °C)
- Anti-slip feet
- Power 2300 W
- Cord Length: 1.0 m
- Dimensions without thermostat (width x depth x height): 596 x 344 x 74 mm
- Dimensions including thermostat (width x depth x height): 654 x 344 x 83 mm
- Weight: 3.1 kg
- Voltage and frequency: 220-240 V, 50 Hz



○ **SBG 3050SS**

Electric Grill

- Stylish stainless steel design
- Light and very portable
- 3 operating positions (closed / opened 90° / opened 180°)
- Non-stick grill plates
- Grill plate dimensions (width x depth): 23.5 x 22.5 cm
- Meets healthy grilling requirements (possible to grill without adding oil)
- Removable oil drip tray
- Separate lights indicating operation and heating



○ **SBG 2050SS**

Electric Grill

- Stylish stainless steel design
- Light and very portable
- 3 operating positions (closed/opened 90°/opened 180°)
- Non-stick grill plates
- Grill plate dimensions (width x depth): 22.5 x 15cm
- Meets healthy grilling requirements
- Removable oil drip tray
- Separate lights indicating operation and heating



● **SCP 5404GY**

● **SCP 5303GY**

Induction Cooktop

- Dual-zone induction cooktop
- Cool-to-touch glass ceramic induction hotplate (induction creates heat directly in the cookware)
- Special glass surface for easy and hygienic cleaning
- Two independent induction cooking zones (diameter 145 and 167 mm)
- Suitable cookware diameter is from 12 to 19 cm
- Temperature control in the range 60 - 240 °C in 20 °C steps
- Touch sensor control panels
- Power input 2900 W
- Length of the power cord: 1.4 m
- Dimensions (width x depth x height): 310 x 600 x 71 mm
- Weight: 4.5 kg
- Voltage and frequency: 220-240 V, 50 Hz



● SCP 4202GY

Induction Cooktop

- Dual-zone induction cooktop
- Special glass surface for easy and hygienic cleaning
- Two independent induction cooking zones (diameter 145 and 167 mm)
- Suitable cookware diameter is from 12 to 19 cm
- Temperature control in the range 60 - 240 °C in 20 °C steps
- Touch sensor control panels
- ON/OFF button for turning on or switching to the standby mode
- Anti-slip feet
- High degree of safety
- Power input 2900 W
- Length of the power cord: 1.4 m
- Dimensions (width x depth x height): 310 x 600 x 71 mm
- Weight: 4.4 kg
- Voltage and frequency: 220-240 V, 50 Hz



● SCP 3201GY

Induction Cooktop

- Single-zone induction cooktop
- Special glass surface for easy and hygienic cleaning
- Single induction cooking zone (diameter 167 mm)
- Suitable cookware diameter is from 12 to 19 cm
- Large legible LCD display
- Temperature control in the range 60 - 240 °C in 20 °C steps
- 10 preset heating levels in the range 200 - 1800 W
- Anti-slip feet
- High degree of safety
- Power input 1800 W
- Length of the power cord: 1.4 m
- Dimensions (width x depth x height): 280 x 355 x 74 mm
- Weight: 2.6 kg
- Voltage and frequency: 220-240 V, 50 Hz

○ SCP 2271WH

Hot Plate

- Ideal for college dorms, cottages or camping
- Two hotplates with a diameter of 18 and 15 cm
- Practical design with a lid
- Variable temperature control
- Two indicator lights
- Overheating protection
- Anti-slip feet
- Space-saving compact dimensions
- Simple operation and cleaning
- Very portable
- Length of power cord: 0.8 m
- Dimensions (width x depth x height): 480 x 280 x 82 mm
- Weight: 4.9 kg
- Maximum power input: 2,500 W



○ SCP 2255SS

Hot Plate

- Ideal for college dorms, cottages or camping
- Two hotplates with a diameter of 18 and 15 cm
- Variable temperature control
- Two indicator lights
- Overheating protection
- Anti-slip feet
- Space-saving compact dimensions
- Simple operation and cleaning
- Very portable
- Length of power cord: 0.8 m
- Dimensions (width x depth x height): 480 x 280 x 82 mm
- Weight: 4.9 kg
- Maximum power input: 2,250 W



● SCP 2254BK

Hot Plate

- Ideal for college dorms, cottages or camping
- Two hotplates with a diameter of 18 and 15 cm
- Variable temperature control
- Two indicator lights
- Overheating protection
- Anti-slip feet
- Space-saving compact dimensions
- Simple operation and cleaning
- Very portable
- Length of power cord: 0.8 m
- Dimensions (width x depth x height): 480 x 280 x 82 mm
- Weight: 4.9 kg
- Maximum power input: 2,250 W



○ SCP 2253WH

Hot Plate

- Ideal for college dorms, cottages or camping
- Two hotplates with a diameter of 18 and 15 cm
- Variable temperature control
- Two indicator lights
- Overheating protection
- Anti-slip feet
- Space-saving compact dimensions
- Simple operation and cleaning
- Very portable
- Length of power cord: 0.8 m
- Dimensions (width x depth x height): 480 x 280 x 82 mm
- Weight: 4.9 kg
- Maximum power input: 2,250 W

● **SCP 1505SS**

Hot Plate

- Ideal for college dorms, cottages or camping
- Hotplate with a diameter of 18 cm
- Stainless steel design
- Variable temperature control for setting the desired temperature
- Indicator light
- Overheating protection
- Anti-slip feet
- Space-saving compact dimensions
- Simple operation and cleaning
- Very portable
- Length of power cord: 0.8 m
- Dimensions (width x depth x height): 247 x 283 x 81 mm
- Weight: 2 kg
- Maximum power input: 1,500 W

● **SCP 1504BK**

Hot Plate

- Ideal for college dorms, cottages or camping
- Hotplate with a diameter of 18 cm
- Variable temperature control for setting the desired temperature
- Indicator light
- Overheating protection
- Anti-slip feet
- Space-saving compact dimensions
- Simple operation and cleaning
- Very portable
- Length of power cord: 0.8 m
- Dimensions (width x depth x height): 247 x 283 x 81 mm
- Weight: 2 kg
- Maximum power input: 1,500 W

○ **SCP 1503WH**

Hot Plate

- Ideal for college dorms, cottages or camping
- Hotplate with a diameter of 18 cm
- Variable temperature control for setting the desired temperature
- Indicator light
- Overheating protection
- Anti-slip feet
- Space-saving compact dimensions
- Simple operation and cleaning
- Very portable
- Length of power cord: 0.8 m
- Dimensions (width x depth x height): 247 x 283 x 81 mm
- Weight: 2 kg
- Maximum power input: 1,500 W



● **SSM 9404RD**

● **SSM 9400SS**

Sandwich maker

- 3-in-1 Sandwich / Waffle Maker and Grill
- Stainless steel design with a red metallic surface finish
- Prepare 4 triangle sandwiches, grill meat or bake waffles
- 3 exchangeable baking plates
- Automatic temperature control
- Easy to clean baking surfaces
- Non-stick surface treatment of baking surfaces
- Heat insulated handle and body
- Power indicator - red indicator light
- Ready to bake indicator - green indicator light
- Option to store in a vertical position
- Safety thermal fuse
- Length of the power cord 85 cm
- Rated power 700 W
- Dimensions (l x w x h): 225 x 224 x 86 mm
- Weight: 1.16 kg



○ **SSM 9300**

Sandwich maker

- Prepares 4 triangular sandwiches, grilled meat or waffles
- 3 removable plates (for toasting sandwiches, grilling, waffle)
- Automatic temperature control
- Easy to clean baking surfaces
- Non-stick surface treatment of baking surfaces
- Heat insulated body and handle
- Power indicator - red light
- Heating indicator (ready for baking) - green light
- Vertical storage option
- Safety fuse
- 75 cm power cord length
- Power input 700 W
- Dimensions (w x d x h): 230 x 230 x 95 mm
- Weight: 1.45 kg



○ **SSM 4310WH**● **SSM 4304RD**● **SSM 4300SS**

Sandwich maker

- Stainless steel design
- Prepare 4 triangle sandwiches
- Automatic temperature control
- Easy to clean baking surfaces
- Non-stick surface treatment of baking surfaces
- Heat insulated handle and body
- Power indicator - red indicator light
- Ready to bake indicator - green indicator light
- Option to store in a vertical position
- Anti-slip feet
- Safety thermal fuse
- Length of the power cord 75 cm
- Rated power 700 W
- Dimensions (length x depth x height): 238 x 234 x 105 mm
- Weight: 1.2 kg
- Voltage and frequency: 220-240 V, 50/60 Hz

● **SSM 4221RD**● **SSM 4220SS**

Sandwich maker

- Stainless steel design
- Prepare 2 square-shaped sandwiches
- Easy to clean baking surfaces
- Stainless steel design
- Prepare 2 square-shaped sandwiches
- Automatic temperature control
- Easy to clean baking surfaces
- Non-stick surface treatment of baking surfaces
- Heat insulated handle and body
- Power indicator - red indicator light
- Ready to bake indicator - green indicator light
- Option to store in a vertical position
- Anti-slip feet
- Safety thermal fuse
- Length of the power cord 85 cm
- Rated power 700W
- Dimensions (length x depth x height): 235 x 222 x 90 mm
- Weight: 1.2kg



○ **SSM 8700**

Sandwich maker

- Prepare 8 triangle sandwiches
- Automatic temperature control
- Easy to clean baking surfaces
- Non-stick surface treatment of baking surfaces
- Heat insulated handle and body
- Power indicator - red indicator light
- Ready to bake indicator - green indicator light
- Option to store in a vertical position
- Anti-slip feet
- Safety thermal fuse
- Length of the power cord 75 cm
- Rated power 1100 W
- Dimensions (length x depth x height): 268 x 319 x 106 mm
- Weight: 1.96 kg
- Voltage and frequency: 220-240 V, 50/60 Hz



○ **SSM 3120WH**

Sandwich maker

- Prepares 2 square-shaped sandwiches
- Automatic temperature control
- Easy to clean baking surfaces
- Prepares 2 square-shaped sandwiches
- Automatic temperature control
- Easy to clean baking surfaces
- Non-stick surface treatment of baking surfaces
- Heat insulated body and handle
- Power indicator - red light
- Heating indicator (ready for baking) - green light
- Vertical storage option
- Safety fuse
- 75cm power cord length
- Power input 700W
- Dimensions (w x d x h): 230 x 215 x 90 mm
- Weight: 1.0kg



○ **SSM 3100**

Sandwich maker

- Prepares 4 triangular sandwiches
- Automatic temperature control
- Easy to clean baking surfaces
- Non-stick surface treatment of baking surfaces
- Heat insulated body and handle
- Power indicator - red light
- Heating indicator (ready for baking) - green light
- Vertical storage option



○ **SSM 1100**

Sandwich maker

- Prepares 2 triangular sandwiches
- Automatic temperature control
- Easy to clean baking surfaces
- Non-stick surface treatment of baking surfaces
- Heat insulated body and handle
- Power indicator - red light
- Heating indicator (ready for baking) - green light
- Safety fuse



● STS 5070SS

Toaster

- 4 slots for making four slices (length 135 mm)
- Premium stainless steel design
- Toaster rack for warming and crisping buns
- Three functions in one:
 - reheating (with indicator light)
 - immediate cancellation of operation before the end of the set time
 - defrosting of frozen bread products (with indicator light)
- Suitable for making both thick and thin toast
- Electronic timer - 9 toasting intensity levels
- Automatic bread ejection and shut off after the completion of toasting/defrosting
- Automatic centring function for even toasting of both thick and thin toast
- High lift function for easy removal of smaller bread pieces
- Easy to clean (slide out crumb tray)
- Anti-slip feet attachments
- Power cord storage space
- Length of power cord: 100cm
- Power input: 1,600W
- Dimensions (length x depth x height): 300 x 282 x 198 mm
- Dimensions with bun warmer (length x depth x height): 300 x 282 x 250 mm
- Weight: 2,4kg
- Voltage and frequency: 220-240V, 50/60Hz



● STS 5050SS

Toaster

- 2 slots for making two slices (length 135 mm)
- Premium stainless steel design
- Toaster rack for warming and crisping buns
- Three functions in one:
 - reheating (with indicator light)
 - immediate cancellation of operation before the end of the set time
 - defrosting of frozen bread products (with indicator light)
- Suitable for making both thick and thin toast
- Electronic timer - 9 toasting intensity levels
- Automatic bread ejection and shut off after the completion of toasting/defrosting
- Automatic centring function for even toasting of both thick and thin toast
- High lift function for easy removal of smaller bread pieces
- Easy to clean (slide out crumb tray by one touch)
- Anti-slip feet attachments
- Power cord storage space
- Length of power cord: 100cm
- Power input: 1,000W
- Dimensions (length x depth x height): 278 x 170 x 190 mm
- Dimensions with bun warmer (length x depth x height): 310 x 170 x 235 mm
- Weight: 1.3kg
- Voltage and frequency: 220-240V, 50/60Hz



- **STS 6050GG**
- **STS 6051GR**
- **STS 6052BL**
- **STS 6053VT**
- **STS 6054RD**
- **STS 6055RS**
- **STS 6056GD**
- **STS 6057CH**
- **STS 6058BK**

Toaster

- 2 slots for making two slices (length 135 mm)
- Premium metallic design
- Toaster rack for warming and crisping buns
- Three functions in one:
 - reheating (with indicator light)
 - immediate cancellation of operation before the end of the set time
 - defrosting of frozen bread products (with indicator light)
- Suitable for making both thick and thin toast
- Electronic timer – 9 toasting intensity levels
- Automatic bread ejection and shut off after the completion of toasting/defrosting
- Automatic centring function for even toasting of both thick and thin toast
- High lift function for easy removal of smaller bread pieces
- Easy to clean (slide out crumb tray by one touch)
- Anti-slip feet attachments
- Power cord storage space
- Length of power cord: 100cm
- Power input: 1,000W
- Dimensions (length x depth x height): 278 x 170 x 190 mm
- Dimensions with bun warmer (length x depth x height): 310 x 170 x 235 mm
- Weight: 1.3kg
- Voltage and frequency: 220–240V, 50/60Hz



○ **STS 2606WH**

● **STS 2607BK**

Toaster

- 2 slots for making two slices (length 135 mm)
- Three functions in one:
 - reheating (with indicator light)
 - immediate cancellation of operation before the end of the set time
 - defrosting of frozen bread products (with indicator light)
- Electronic timer – 7 toasting intensity levels
- Automatic bread ejection and shut off after the completion of toasting/defrosting
- Automatic centring function for even toasting of both thick and thin toast
- High lift function for easy removal of smaller bread pieces
- Crumb Tray for Easy Cleaning
- Anti-slip feet attachments
- Power cord storage space
- Length of power cord: 85 cm
- Power input: 750 W
- Dimensions (length x depth x height): 259 x 154 x 177 mm
- Weight: 0.89 kg
- Voltage and frequency: 220–240V, 50/60Hz

○ **STS 2651**● **STS 2652RD**

Toaster

- 2 toasting slots for making up to two toasts simultaneously
- Stainless steel finish
- Suitable for making both thick and thin toasts
- Automatic centering function for even heating of thick and thin toasts
- Electronic timer - 7 browning levels
- Button for immediate interruption of operation
- Button for reheating
- Button for toasting frozen bread
- Slide-out crumb tray
- Storage space for power cord
- Power input 850 W

○ **STS 2604**

Toaster

- 2 toasting slots for making up to two toasts simultaneously
- Suitable for making both thick and thin toasts
- Electronic timer - 6 browning levels
- Button for immediate interruption of operation
- Button for reheating
- Button for toasting frozen bread
- Slide-out crumb tray
- Storage space for power cord
- Power input 800 W

● **SEG 720BS**○ **SEG 710BP**

Egg Cooker

- Capacity for up to 7 eggs
- 3 cooking levels: soft - ideal for breakfast, medium boiled - great with fish
- or hard - best for salads
- Removable egg tray for easy serving of eggs
- Thanks to its ergonomic design and removable egg tray, the appliance is easy to clean
- Built-in electronic timer with a sound signal
- Fully automatic operation

○ **SHM 4220**

Hot Dog Maker

- Cooks up to 16 frankfurts at the same time
- Dual bread bun warmers ensure your hot dog rolls are warm on the inside
- Ideal for steaming vegetables
- Non-skid feet
- Easy to use and easy to clean
- Bonus egg cooker insert
- Input power 380 W

○ **SHM 4210**

Hot Dog Maker

- Cooks up to 6 frankfurts at the same time
- Dual bread bun warmers ensure your hot dog rolls are warm on the inside
- Ideal for steaming vegetables
- Non-skid feet
- Easy to use and easy to clean
- Bonus egg cooker insert
- Input power 350 W

03

Hot Beverage Makers

Hot Beverage Makers

Automatic Espresso Machine
Espresso Machines
Coffee Makers
Coffee Grinders
Water Kettles





● SES 9020NP

Automatic Espresso Machine

- Automatic Espresso/Cappuccino Machine
- LED panel with touch buttons ensures easy operation
- Slim and compact size: Width 180 mm
- Pump pressure of 19 bar for outstanding coffee
- Delicious latte and creamy cappuccino with a milk micro-foam with only a single touch
- 2 durable Tritan containers for milk or soy drinks
- First drop of your favourite coffee already after 42 seconds
- 150-gram coffee bean hopper + EXTRA large attachment for your favourite coffee beans (for a total 300 g of coffee)
- Patented steaming unit – advanced technology in a compact size
- Steaming unit can be washed in a dishwasher
- Espresso and Lungo programs started with a single touch
- Hot water function for brewing americana or tea
- Grinder from stainless steel for precise grinding
- 5 grinding level setting will meet all expectations
- 1.1-litre removable water tank always ensures supply of fresh water for your delicious coffee
- Thermoblock heating system ensures optimal water temperature
- Highly-adjustable coffee dosage
- Pre-steaming system for fuller coffee flavour
- Coffee cup size memory function
- Illumination of cup
- Water tank refill signal
- Coffee bean refill signal
- Empty grounds container signal
- Descaling requirement indicator
- Descaling program
- Removable coffee grounds container
- ECO mode
- Automatic self-cleaning function
- Power input: 1,470 W
- Noise level max.: 70 dB
- Power cord length: 95 cm
- Dimensions (width × depth × height): 410 × 180 × 315 mm
- Weight: 8.5 kg
- Voltage and frequency: 220-240 V, 50/60 Hz



● SES 9010CH

Automatic Espresso Machine

- Automatic Espresso/Cappuccino Machine
- LED panel with touch buttons ensures easy operation
- Slim and compact size: Width 180 mm
- Pump pressure of 19 bar for outstanding coffee
- Delicious latté and creamy cappuccino with a milk micro-foam with only a single touch
- Durable Tritan milk container
- First drop of your favourite coffee already after 42 seconds
- Patented steaming unit – advanced technology in a compact size
- Steaming unit can be washed in a dishwasher
- Espresso and Lungo programs started with a single touch
- Hot water function for brewing americana or tea
- Grinder from stainless steel for precise grinding
- 5 grinding level setting will meet all expectations
- Coffee hopper capacity of 150 g for your favourite coffee beans
- 1.1-litre removable water tank always ensures supply of fresh water for your delicious coffee
- Thermoblock heating system ensures optimal water temperature
- Highly-adjustable coffee dosage
- Pre-steaming system for fuller coffee flavour
- Coffee cup size memory function
- Illumination of cup
- Water tank refill signal
- Coffee bean refill signal
- Empty grounds container signal
- Descaling requirement indicator
- Descaling program
- Removable coffee grounds container
- ECO mode
- Automatic self-cleaning function
- Power input: 1,470 W
- Noise level max.: 70 dB
- Power cord length: 95 cm
- Dimensions (width × depth × height): 410 × 180 × 315 mm
- Weight: 8.5 kg
- Voltage and frequency: 220-240 V, 50/60 Hz



● **SES 8020NP**

Automatic Espresso Machine

- LED panel with touch buttons ensures easy operation
- Slim and compact size: Width 180 mm
- Pump pressure of 19 bar for outstanding coffee
- Steam nozzle for delicious latté and creamy cappuccino with milky micro-foam
- First drop of your favourite coffee already after 42 seconds
- Patented steaming unit – advanced technology in a compact size
- Steaming unit can be washed in a dishwasher
- Espresso, Double Shot and Lungo programs started with a single touch
- Hot water function for brewing americana or tea
- Grinder from stainless steel for precise grinding
- 5 grinding level setting will meet all expectations
- Coffee hopper capacity of 150 g for your favourite coffee beans
- 1.1-litre removable water tank always ensures supply of fresh water for your delicious coffee
- Thermoblock heating system ensures optimal water temperature
- Highly-adjustable coffee dosage
- Pre-steaming system for fuller coffee flavour
- Coffee cup size memory function
- Illumination of cup
- Water tank refill signal
- Coffee bean refill signal
- Empty grounds container signal
- Descaling requirement indicator
- Descaling program
- Removable coffee grounds container
- ECO mode
- Automatic self-cleaning function
- Power input: 1,470 W
- Noise level max.: 70 dB
- Power cord length: 95 cm
- Dimensions (width × depth × height): 410 × 180 × 315 mm
- Weight: 8 kg
- Voltage and frequency: 220-240 V, 50/60 Hz



● SES 8010CH

Automatic Espresso Machine

- LED panel with touch buttons ensures easy operation
- Slim and compact size: Width 180 mm
- Pump pressure of 19 bar for outstanding coffee
- Steam nozzle for delicious latté and creamy cappuccino with milky micro-foam
- First drop of your favourite coffee already after 42 seconds
- Patented steaming unit – advanced technology in a compact size
- Steaming unit can be washed in a dishwasher
- Espresso and Lungo programs started with a single touch
- Hot water function for brewing americana or tea
- Grinder from stainless steel for precise grinding
- 5 grinding level setting will meet all expectations
- Coffee hopper capacity of 150 g for your favourite coffee beans
- 1.1-litre removable water tank always ensures supply of fresh water for your delicious coffee
- Thermoblock heating system ensures optimal water temperature
- Highly-adjustable coffee dosage
- Pre-steaming system for fuller coffee flavour
- Coffee cup size memory function
- Illumination of cup
- Water tank refill signal
- Coffee bean refill signal
- Empty grounds container signal
- Descaling requirement indicator
- Descaling program
- Removable coffee grounds container
- ECO mode
- Automatic self-cleaning function
- Power input: 1,470 W
- Noise level max.: 70 dB
- Power cord length: 95 cm
- Dimensions (width × depth × height): 410 × 180 × 315 mm
- Weight: 8 kg
- Voltage and frequency: 220-240 V, 50/60 Hz



● SES 7010NP

Automatic Espresso Machine

- LED Panel with Touch Keys Ensuring Easy Operation
- Slim & Compact Size: 180mm Width
- 19 Bar Pump Pressure for Perfect Coffee
- First Drop of Your Favourite Coffee in Only 42s
- Patented Brewing Unit – Advanced Technology in Compact Size
- Dishwasher Safe Brewing Unit
- One Touch Espresso and Lungo Program
- Hot Water Function for Making Americano or Tea
- Stainless Steel Mill Grinder for Precise Grinding
- 5 Adjustment Grinding Settings to Satisfy Every Need
- 150g Capacity of Bean Container for Your Favourite Coffee Beans
- 1.1L Removable Water Tank Always Ensures Fresh Water for Your Delicious Coffee
- Thermoblock Heating System for Optimal Temperature of Water
- Height-adjustable Coffee Dispenser
- Pre-brewing system for intensive flavour
- Coffee Size Memory Function
- Cup Illuminate Light
- Refill Tank Signal
- Refill Bean Signal
- Empty Tank Signal
- Descaling Indicator
- Descaling Programme
- Removable Coffee-grounds Container
- ECO mode
- Automatic self-cleaning function
- Power Input: 1,470W
- Noise level max. 70dB
- Length of power cord: 95cm
- Dimensions (width × depth × height): 410 × 180 × 315mm
- Weight: 7.8kg
- Voltage and frequency: 220–240V, 50/60Hz



● **SES 4040BK**

● **SES 4050SS**

Espresso Machine

- 20 Bar Pump for Perfect Coffee
- Boiler Heating System with Thermoblock
- Excessively Fast Preheating
- Pre-brewing System for Intensive Flavour
- One Touch Espresso, Double Espresso, Cappuccino, Latte, Frothed Milk Program
- Transparent Milk Tank with Detachable Milk Frothing Device for Easy Cleaning
- Stainless Steel Filter for 1 and 2 Cups
- Cup-warmer Plate
- Coffee Size Memory Function
- PCB Electronic Controller to Ensure More Accurate Beverage Temperature
- Stainless Steel Drip Tray Cover for Espresso-size Coffee Cup
- Automatic Self-cleaning Function
- Removable Drip Tray for Easy Cleaning
- Extra Large Cup Height Ideal for Coffee Mugs
- Removable 1.4 L Water Tank Always Ensures Fresh Water for Your Delicious Coffee
- Water Volume Indicator
- Descaling Indicator
- Descaling Programme
- ON/OFF Switch with Indicator Light
- Anti-slip Feet
- Accessories: Filter Holder, Measuring Scoop, 2 Filters (for 1 and 2 Cups)
- Power Input: 1,450W
- Noise level max. 70dB
- Length of power cord: 95cm
- Dimensions (width × depth × height): 309 × 229 × 355 mm
- Weight: 4,3 kg
- Voltage and frequency: 220–240V, 50Hz

○ **SES 4010SS**

Espresso Machine

- 15 Bar Pump
- Boiler Heating System
- Stainless Steel Housing
- Pre-Brew Function
- Swivel Steam Wand
- Stainless Steel Filter for 1 and 2 Cups
- Steam / Hot Water Selection
- Metallic Cup-warmer Plate
- Removable Drip Tray for Easy Cleaning
- Extra Large Cup Height Ideal for Coffee Mugs
- Removable 1.5 L Water Tank
- Water Volume Indicator
- ON/OFF Switch with Indicator Light
- Anti-slip Feet
- Accessories: Filter Holder, Measuring Scoop, 2 Filters (for 1 and 2 Cups)



○ **SES 1710BK**

Espresso Machine

- 15 Bar Pump
- Boiler Heating System
- Pre-Brew Function
- Swivel Steam Wand
- Stainless Steel Filter for 1 and 2 Cups
- Steam / Hot Water Selection
- Metallic Cup-warmer Plate
- Removable Drip Tray for Easy Cleaning
- Extra Large Cup Height Ideal for Coffee Mugs
- Removable 1.5 L Water Tank
- Water Volume Indicator
- ON/OFF Switch with Indicator Light
- Anti-slip Feet
- Accessories: Filter Holder, Measuring Scoop, 2 Filters (for 1 and 2 Cups)
- Pressure,,15 bar
- Espresso Type,,BOILER
- Display,,NO
- Hot Water Function,,YES
- Swivel Steam Wand,,YES
- Auto-cappuccino,,NO
- Cup warmer,,YES
- Aroma System,,NO
- Water Container Capacity,,1,5 L
- Coffee Grinder,,NO
- Ground Coffee Use,,YES
- Auto-rinse,,NO
- Auto-descale,,NO
- Colour,,BLACK





○ SCE 5070BK

Coffee Maker

- Ideal for Brewing 15 Cups of Coffee at Once
- 1.8 Litre Water Tank
- Glass Kettle (1.8 L) With A Practical Closable Lid
- Heat Insulated Kettle Handle
- Removable Permanent Washable Filter
- Option to Use Disposable Paper Filters (Size 4)
- Non-Stick Hotplate for Maintaining Optimal Serving Temperature
- Drip-Stop Lock Valve Immediately Stopping the Beverage From Dripping When the Kettle is Removed
- Water Level Mark on the Tank and Kettle Indicating Number of Cups
- Water Level Indicator
- Tea Brewing Option
- Easy to Clean
- Main Switch with Power Indicator Light
- Anti-Slip Feet
- Overheating Protection
- Power Input 1 000 W
- Power Cord Length: 0.8 M
- Dimensions (L X W X H): 215 X 205 X 325 Mm
- Weight: 1.6 Kg

● SCE 3050SS

Coffee Maker

- Ideal for Brewing 10-12 Cups of Percolated Coffee at Once
- Tea Brewing Option
- 1.25 Litre Water Tank
- Glass Kettle (1.25 L) With A Practical Closable Lid
- Heat Insulated Kettle Handle
- Option to Use Disposable Paper Filters (Size 4)
- Non-Stick Hotplate for Maintaining Optimal Serving Temperature
- Drip-Stop Lock Valve Immediately Stopping the Beverage From Dripping When The Kettle is Removed
- Water Level Mark on the Tank and Kettle Indicating Number of Cups
- Easy to Clean
- Anti-Slip Feet
- Power Input 1 000 W
- Power Cord Length: 0.8 M
- Dimensions (L X W X H): 215 X 205 X 325 Mm
- Weight: 1.6 Kg



● SCE 5000BK

Coffee Maker

- Ideal for brewing 14 cups of percolated coffee at once
- Tea brewing option
- 2.1 litre water tank
- Glass kettle (2.1 l) with a practical closable lid
- Heat insulated kettle handle
- Aroma intensity control
- Option to use disposable paper filters (size 4)
- Non-stick hotplate for maintaining optimal serving temperature
- Water level mark on the tank and kettle indicating the number of cups
- Main switch with a power indicator light
- Anti-slip feet
- Overheating protection
- Rated power 900 W
- Length of the power cord: 87 cm
- Dimensions (l x w x h): 240 x 230 x 362 mm
- Weight: 1.8 kg



● SCE 3700BK

- Ideal for Brewing 15 Cups of Coffee at Once
- 1.8-Litre Water Tank
- Glass Kettle (1.8 L) With a Practical Closable Lid
- Heat Insulated Kettle Handle
- Removable Permanent Washable Filter
- Option to Use Disposable Paper Filters (Size 4)
- Non-Stick Hotplate for Maintaining Optimal Serving Temperature
- Drip-Stop Lock Valve Immediately Stops the Beverage from Dripping When the Kettle is Removed
- Water Level Mark on the Tank and Kettle Indicating Number of Cups
- Water Level Indicator
- Tea Brewing Option
- Easy to Clean
- Main Switch with Power Indicator Light
- Anti-Slip Feet
- Overheating Protection
- Power Input 1,000 W
- Power Cord Length: 0.8 m
- Dimensions (L x W x H): 215 x 205 x 325 mm
- Weight: 1.6 kg



● SCE 2000BK

○ SCE 2001WH

Coffee Maker

- Coffee and tea brewing option
- Two porcelain cups INCLUDED FOR FREE
- Extra compact dimensions suitable for small spaces
- Optionally can be used as a portable coffee maker for camping
- 2 nozzles (2 cups can be brewed at the same time)
- 0.3 litre water tank
- Easy cleaning (removable drip tray)
- Main switch with a power indicator light
- Anti-slip feet
- Supplied accessories: 2 porcelain cups, coffee measuring cup
- Power input 350 W
- Length of the power cord: 0.85 m
- Dimensions (width x depth x height): 158 x 199 x 206 mm
- Weight: 0.59 kg
- Voltage and frequency: 220-240 V, 50 Hz



● SCG 6050SS

Coffee Grinder

- Steel grinding burrs ensure quick and precise grinding
- 15-grind settings from fine to coarse
- Rotary selector to set portions from 2 to 10 cups with autostop function
- Removable burr grinding wheel for easy cleaning
- Innovative construction for low noise operation with planetary gear box driving
- Transparent hopper holds up to approx. 350 g coffee beans
- Transparent, removable coffee powder container
- Power input: 150 W
- Dimensions (width × depth × height): 25 × 16,5 × 36 cm
- Weight: 2 kg
- Voltage and frequency: 220-240 V, 50-60 Hz



● SCG 5050BK

Coffee Grinder

- 17-grind settings from fine to coarse
- Regulator of amount to set portions from 2 to 12 cups with autostop function
- Transparent hopper holds up to 180 g coffee beans
- Transparent, removable container holds up to 100 g coffee powder
- Ground coffee container with safety feature
- ON/OFF switch for operation
- Flat steel burr head to ensure fast and precise grinding
- Removable burr grinding wheel for easy cleaning
- Storage space for the power cord
- Power input: 110 W
- Dimensions (width × depth × height): 23 × 10,5 × 17 cm
- Weight: 1,5 kg
- Voltage and frequency: 220-240 V, 50/60 Hz



● **SCG 2050RD**

● **SCG 2051BK**

○ **SCG 2052WH**

Coffee Grinder

- Electric coffee bean grinder
- Suitable for grinding coffee beans, walnuts, herbs, poppy seeds and spices
- Hopper for up to 60 grams of coffee beans which is enough for 12 cups of coffee
- Large safety button ensuring easy operation
- Safety mechanism that prevents the coffee grinder from being started when not closed
- Anti-slip feet for easy and stable grinding
- Power cord storage in the base
- Power input: 150 W
- Noise level: 85 dB
- Length of power cord: 95 cm
- Dimensions (width × depth × height): 116 × 116 × 176 mm
- Weight: 770 g



● **SCG 3050SS**

Coffee Grinder

- Electric Coffee Grinder
- Suitable for grinding coffee beans, walnuts, herbs, poppy seeds and spices
- Hopper for up to 50 grams of coffee beans which is enough for 10 cups of coffee
- Anti-slip feet for easy and stable grinding
- Power cord storage in the base
- Power input: 150 W
- Noise level max. 82dB
- Length of power cord: 90 cm
- Dimensions (width x depth x height): 104 x 104 x 192 mm
- Weight: 800 g
- Voltage and frequency: 220-240 V, 50/60 Hz



● **SCG 1050BK**

○ **SCG 1050WH**

Coffee Grinder

- Electric Coffee Grinder
- Large safety button ensuring easy operation
- Safety catch that prevents the coffee grinder from being started if not closed
- Anti-slip feet for easy and stable grinding
- Power cord storage in the base
- Power input: 150 W
- Noise level max. 83dB
- Length of power cord: 50 cm
- Dimensions (width x depth x height): 104 x 104 x 182 mm
- Weight: 760 g
- Voltage and frequency: 220-240 V, 50/60 Hz





● **SWK 1760BK**

○ **SWK 1761WH**

Water Kettle

- Variable Temperature Electric Kettle
- Volume 1.7L
- Power Input: 2,400W
- LCD Digital Display
- Four Buttons Integrated in the Handle:
 - On/Off
 - Increase temperature button
 - Decrease temperature button
 - Button for setting and ending the Keep Warm mode
- Water Temperature Settings: 45-50-55-60-65-70-75-80-85-90-100 °C
- Maintain temperature for 240 minutes function
- Three operating modes:
 - Heat water to 100 °C
 - Heat water to a selected temperature (45-50-55-60-65-70-75-80-85-90-100 °C)
 - Maintain water to a selected temperature (45-50-55-60-65-70-75-80-85-90-100 °C) for 240 minutes
- Reached set temperature sound
- Removable and Washable Dirt and Scale Filter
- Double-sided water level mark



○ **SWK 2550SS**

Water Kettle

- Volume 2.5 L
- Power Input: 3 000 W
- Premium Quality Stainless Steel SUS 304 for long Durability
- Central 360° Connector
- Dual safety system:
 - Protection against overheating when turned on without water
 - Automatic shut-off when boiling point is reached
- Power Indicator Light
- Weight without Base: 840 g



- **SWK 1770GG**
- **SWK 1771GR**
- **SWK 1772BL**
- **SWK 1773VT**
- **SWK 1774RD**
- **SWK 1775RS**
- **SWK 1776GD**
- **SWK 1777CH**
- **SWK 1778BK**

Water Kettle

- Volume 1.7L
- Water Level Mark
- Removable and Washable Dirt and Scale Filter
- Heating Base from Stainless Steel with Covered Heating Spiral
- Lid Safety Lock for Maximum Safety
- Premium Quality Stainless Steel Insure Durability
- Central 360° STRIX Connector
- Double Safety System:
 - Protection Against Overheating when Turned on without Water
 - Automatic Shut-off when Boiling Point is Reached
- Power On Indicator Light
- Power Input: 2,150W
- Weight without Base: 725g
- Voltage and frequency: 220-240V, 50Hz



- **SWK 1220GG**
- **SWK 1221GR**
- **SWK 1222BL**
- **SWK 1223VT**
- **SWK 1224RD**
- **SWK 1225RS**
- **SWK 1226GD**
- **SWK 1227CH**
- **SWK 1228BK**

Water Kettle

- Volume 1.2L
- Water Level Mark
- Removable and Washable Dirt and Scale Filter
- Heating Base from Stainless Steel with Covered Heating Spiral
- Lid Safety Lock for Maximum Safety
- Premium Quality Stainless Steel Insure Durability
- Central 360° STRIX Connector
- Double Safety System:
 - Protection Against Overheating when Turned on without Water
 - Automatic Shut-off when Boiling Point is Reached
- Power On Indicator Light
- Power Input: 2,150W
- Weight without Base: 660g
- Voltage and frequency: 220-240V, 50Hz

○ **SWK 1755**

Water Kettle

- Volume 1.7 l
- Water level mark
- Power cord storage in the base
- Lid easily opened by pressing a button in the top part of the handle
- Filter for removing impurities and deposits, removable and washable
- Heating coil is concealed under a stainless steel heating base
- Protection against overheating when turned on without water
- Automatic shut off when removed from the base
- Central 360° connector
- On/Off switch
- Power On indicator light
- Ergonomically shaped handle
- Power input 2000 W
- Strix controller

○ **SWK 1757SS**

Water Kettle

- Premium Quality Stainless Steel Insure Durability
- Volume 1.7 L
- Central 360° STRIX Connector
- Water Level Mark
- Double Safety System
- Backlit power button
- Weight without Base: 760 g



○ **SWK 1730BK**

Water Kettle

- Volume 1.7 l
- Stainless steel design
- Removable and washable dirt and scale filter
- Power cord storage in the base
- Heating base from stainless steel with a covered heating spiral
- Specially designed anti-drip spout
- Lid lock in closed position
- Triple safety system: Protection against overheating when turned on without water, Automatic shut off when removed from the base, Automatic shut-off when boiling point is reached
- Central 360° connector Jiatat
- On/Off switch with a blue LED backlight
- Power input 2000 W
- Weight 895 g



○ **SWK 1720BK**

Water Kettle

- Volume 1.7 L
- Power Input: 2 200 W
- Water Level Mark
- Lid lock in closed position
- Triple safety system:
- Protection Against Overheating When Turned On Without Water
- Automatic Shut-Off When Removed from the Base
- Automatic Shut-Off When Boiling Point is Reached
- Power On Indicator Light
- Central 360° Strix Connector
- Weight without Base: 710 g



○ **SWK 1711SS**

Water Kettle

- Volume 1.7 L
- Power Input: 2 150 W
- Central 360° Connector
- Double Safety System
- Backlit power button
- Lid lock in closed position
- Weight without Base: 720 g

○ **SWK 1031SS**

Water Kettle

- The volume of 1 l
- watermark
- Storage network cable in the base
- Safety lock lid
- Filter to capture dirt and debris
- Removable and washable
- Heat the bottom of the stainless steel covered
- immersion heater
- Double the Safety Data protection
- Protection against overheating when turned on without water
- central connector
- On / off switch on the handle
- The indicator light on
- 2000 Watt





○ SWK 1590SS

Water Kettle

- Intelligent Water Kettle
- Volume of 1.5L
- Elegant Stainless Steel Design
- Made from High Quality Borosilicate Heatproof Glass
- Removable Stainless Steel Tea Basket for Tea Ingredients and Herbs
- Stainless Steel Foldable Lid with Design Patent
- Extra Lid for Heating Water only
- Electronic Temperature Control with Setting Adjustable to 70/75/85/90/95/100°C
- Automatic Keep Warm Function for Different Kinds of Tea Ensuring the Best Possible Flavour
- Keep Warm Function Keeping the Water at Set Temperature
- Special Buttons for One Touch Tea Preparation with Pre-set Temperature and Time for Different Kinds of Tea
- Start/Stop Sound Indication
- Reached Set Temperature Sound Indication
- Power Cord Storage In the Base
- Suitable Also For Hearing Impaired Customers (Indicator Light For Operation)
- Stainless Steel Heating Base with Covered Heating Spiral
- Specially Designed Anti-drip Spout Preventing Unwanted Water Spilling
- Triple safety system:
 - Protection Against Overheating When Turned On Without Water
 - Automatic Shut-Off When Removed from the Base
 - Automatic Shut-Off When Boiling Point is Reached
- Easy to Open Lid
- Cool-touch plastic handle
- Central 360° STRIX Connector
- Power input: 1,500W
- Weight without the base: 1,150g



○ SWK 1890SS

Water Kettle

- Volume 1.8L
- Power Input: 2,200W
- Soft Touch Control Panel
- Two Buttons for Easy Control:
 - On/Off Button
 - Increase/Decrease temperature button
- Water Temperature Settings: 60-70-80-90-100 °C
- Maintain temperature for 120 minutes function
- Three operating modes:
 - Heat water to 100 °C
 - Heat water to a selected temperature (60-70-80-90-100 °C)
 - Maintain water to a selected temperature (60-70-80-90-100 °C) for 120 minutes
- Reached set temperature sound
- Removable and Washable Dirt and Scale Filter
- Double-sided water level mark
- Power cord storage in the base
- Suitable also for hearing impaired users (indicator light for operation)
- Stainless steel heating base with a covered heating spiral
- Lid easily opened by pressing a button
- Triple Safety System:
 - Protection Against Overheating When Turned on Without Water
 - Automatic Shut-off when Removed from the Base
 - Automatic Shut-off when the Boiling Point is reached
- Central 360 ° connector
- Rated voltage: 220-240V
- Rated frequency: 50/60Hz
- Weight without Base: 960g



○ **SWK 2090BK**

Water Kettle

- Volume 2.0 l
- Maintain temperature for 30 minutes function
- Power Input: 2 200 W
- Water Temperature Settings: 50-70-80-90-100 °C
- Three operating modes:
- Heat water to 100 °C
- Heat water to a selected temperature (50-70-80-90-100 °C)
- Maintain water to a selected temperature (50-70-80-90 °C) for 30 minutes
- Reached set temperature sound
- Internal LED light with a variable colour backlight indicating:
- Green when temperature is set to 50°C
- Blue when temperature is set to 70°C
- Violet when temperature is set to 80°C
- Orange when temperature is set to 90°C

● SWK 2080BK

Water Kettle

- Electric Glass Kettle
- Volume 2.0 l
- Dirt and limescale filter
- Double-sided water level mark
- Power cord storage in the base
- Internal LED light
- Suitable also for hearing impaired users (indicator light for operation)
- Stainless steel heating base with a covered heating spiral
- Lid easily opened by pressing a button
- Dual safety system: Protection against overheating when turned on without water, Automatic shut-off when boiling point is reached
- Central 360 ° connector
- Power input 2200W
- Weight without the base: 900 g
- Voltage and frequency: 220 – 240 V~ 50/60 Hz



● SWK 1785BK

Water Kettle

- Volume 1.7 l
- Dirt and limescale filter
- Double-sided water level mark
- Power cord storage in the base
- Internal LED light
- Suitable also for hearing impaired users (indicator light for operation)
- Stainless steel heating base with a covered heating spiral
- Dual safety system: Protection against overheating when turned on without water, Automatic shut-off when boiling point is reached
- Central 360 ° connector
- Power input 2200W
- Weight without the base: 780 g





● **SWK 1792BK**

○ **SWK 1791WH**

Water Kettle

- Volume of 1.7 l
- Electronic temperature control with setting adjustable to 50/60/70/85/100 °C
- LED display with the current temperature continuously shown in 1 °C intervals integrated on the handle
- Current water temperature is shown even after the boil (for 30 minutes)
- Three operating modes:
 - Heat water to 100 °C
 - Heat water to a selected temperature (50/60/70/85 °C) and maintain this temperature
 - Heat water to 100 °C, let water cool to a preset temperature (50/60/70/85 °C) and maintain this temperature (suitable for a short boil prior to reaching the set temperature)
- Maintain temperature for 30 minutes function
- Automatically switches to maintaining the temperature after reaching the set temperature
- Start of operation sound
- Reached set temperature sound
- Double-sided water level mark with a variable colour backlight indicating the progress of the boil (green – turquoise – blue – violet – pink – orange – red)
- Three back-lit electronic buttons integrated in the handle:
 - on/off
 - set temperature
 - maintain temperature
- Removable and washable filter for removing deposits and impurities
- Power cord storage in the base
- Heating base from stainless steel with a covered heating spiral
- Lid easily opened by pressing a button
- Lid safety lock in closed position
- Triple safety system:
 - Protection against overheating when turned on without water
 - Automatic shut-off when removed from the base
 - Automatic shut-off when the set temperature is reached
- Central 360° connector Otter
- Suitable also for hearing impaired customers (indicator light for operation)
- Power input: 2400 W
- Length of the power cord: 0.75 m
- Weight (without the base): 960 g
- Voltage and frequency: 220-240 V, 50/60 Hz



- **SWK 1810WH**
- **SWK 1811GR**
- **SWK 1812BL**
- **SWK 1813OR**
- **SWK 1814RD**
- **SWK 1815VT**
- **SWK 1816YL**
- **SWK 1817TQ**

Water Kettle

- Volume 1,8 l
- Double-sided water mark
- Removable and washable dirt and scale filter
- Power cord storage in the base
- Heating base from stainless steel with a covered heating spiral
- Triple safety system: Protection against overheating when turned on without water, Automatic shut off when removed from the base, Automatic shut-off when boiling point is reached
- Central 360° connector
- Backlit power button
- Rated power 2000 W
- Weight without base: 650 g
- Voltage and frequency: 220-240 V, 50 Hz



- **SWK 1501GR**
- **SWK 1502BL**
- **SWK 1503OR**
- **SWK 1504RD**
- **SWK 1505VT**
- **SWK 1506YL**
- **SWK 1507TQ**

Water Kettle

- Volume 1.5 l
- Water level mark on both sides
- Power cord storage in the base
- Lid safety lock
- Filter for removing impurities and deposits, removable and washable
- Heating coil is concealed under a stainless steel heating base
- Triple protection:
 - Protection against overheating when turned on without water
 - Automatic shut-off when removed from the base
 - Automatic shut-off when the boiling point is reached
- Central 360° connector
- On/Off switch on the handle
- Power On indicator light
- Ergonomically shaped handle
- Power input 2000 W
- Sunlight controller



- **SWK 1010WH**
- **SWK 1011GR**
- **SWK 1012BL**
- **SWK 1013OR**
- **SWK 1014RD**
- **SWK 1015VT**
- **SWK 1016YL**
- **SWK 1017TQ**
- **SWK 1018RS**

Water Kettle

- Volume 1 l
- Double-sided water level mark
- Ergonomically shaped handle
- Removable and washable dirt and scale filter
- Heating base from stainless steel with covered heating spiral
- Lid safety lock for maximum safety
- Double safety system: Protection against overheating when turned on without water; Automatic shut-off when boiling point is reached
- Power On indicator light
- Central 360° connector
- Power cord storage in the base
- Power input: 900 - 1,100 W
- Voltage and frequency: 220-240 V, 50 Hz



- **SWK 2511BK**
- **SWK 2510WH**

Water Kettle

- Volume 2.5 l
- Double-sided water level mark
- Ergonomically shaped handle
- Removable and washable dirt and scale filter
- Heating base from stainless steel with covered heating spiral
- Lid safety lock for maximum safety
- Double safety system: Protection against overheating when turned on without water, Automatic shut off when boiling point is reached
- Power On indicator light
- Central 360° connector
- Power cord storage in the base
- Power input: 1 850 – 2 200 W
- Weight without the base: 725 g

○ **SWK 1800WH**

Water Kettle

- Volume 1.7 l
- Water level mark on both sides
- Power cord storage in the base
- Lid safety lock
- Filter for removing impurities and deposits, removable and washable
- Heating coil is concealed under a stainless steel heating base
- Triple protection:
 - Protection against overheating when turned on without water
 - Automatic shut off when removed from the base
- Central 360° connector
- On/Off switch on the handle
- Power On indicator light
- Ergonomically shaped handle
- Power input 2000 W
- Sunlight controller

○ **SWK 1500**

Water Kettle

- Capacity 1,5l
- Water level indicator
- Safety locking lid
- Removable and washable scale filter
- Boil dry & overheating protection
- 360° rotational base
- Power input 2000W



○ **SWK 10010R**

Water Kettle

- Cordless Electric kettle
- 1 liter capacity
- Locking lid
- Water level indication windows
- Removeable scale filter
- Safety boil dry and overheating protection
- 2000 Watt concealed element
- 360° swivel base
- Stylish design



○ **SMF 2020WH**

Milk Frother

- Suitable for preparing Lattés, Cappuccinos, Frappés and other beverages made using frothed or hot milk
- Thermostatically-controlled final temperature of 68°C
- Inside max. milk level marks (100/200 ml)
- Anti-slip handle
- Heating base with a covered heating spiral
- Heat insulated outer case
- Automatic transition to stand-by mode
- Overheating protection
- Central 360° connector Strix
- Power input: 450 W
- Length of electric cord: 50 cm
- Dimensions (width x depth x height): 170 x 130 x 205 mm
- Weight: 800 g
- Voltage and frequency: 230 V, 50 Hz



04

Vacuum Cleaners

Vacuum Cleaners

Bagged vacuum cleaners
Bagless vacuum cleaner
Wet & Dry
Combination Vacuum Cleaners
Stick Vacuum Cleaner
Handheld Vacuum cleaners
Robotic Vacuum Cleaners





● SVC 9300BK



- 4A+AAA ECO Power for Excellent Cleaning Performance on any Surface
- Superior Silence Technology 59dB(A) for Extra Quiet Vacuuming
- Complete Care with Accessories for Best Results on Any Task Around Home-Pets-Car
- Clean Air HEPA H13 Filter Ensures Top Filtration Suitable for Allergy Sufferers
- Remote Control for Easy and Ergonomic Operation with Power Settings Right by Your Hand
- XXL Extra Lightweight ALU Telescopic Tube for Customizable Ergonomic Operating Height
- Multi-Stage Inflow Micro-Filter
- Thermostat (thermal fuse) protects the motor against overheating
- Soft Wheels for Floor Protection and Quiet Movement
- Horizontal and Vertical Parking for Easy Storing or Breaks During Vacuuming
- 452m² Coverage Area for Very Few Changes of Electric Outlet
- Extra Long Action Radius 12 m (Cord Length 9m)
- Automatic Cord Winder
- Electronic Power Regulation with LED Display
- LED Dust bag full indicator
- Universal Floor Nozzle with Extensible Wheels for Easier Movement
- Accessories on board: crevice nozzle, brush nozzle
- Supplied accessories: Universal Floor Nozzle, Turbo Brush, Mini Turbo Brush, Hard Floor Nozzle, Long Flexible Crevice Nozzle, Dusting Brush, Crevice Nozzle
- 4L Synthetic Dust Bag for Better Filtration and Hygienic Dust Disposal
- Dimensions (length × width × height): 493 × 341 × 242mm
- Weight: 7,2kg



● SVC 9050BL

Bagged Vacuum Cleaner



- 4AAAA ECO Power for Excellent Cleaning Performance on any Surface
- Complete Care with Accessories for Best Results on Any Task Around Home-Pets-Car
- Clean Air HEPA H13 Filter Ensures Top Filtration Suitable for Allergy Sufferers
- Remote Control for Easy and Ergonomic Operation with Power Settings Right by Your Hand
- Extreme Silence Technology 69dB(A) for Extra Quiet Vacuuming
- XXL Metal Telescopic Tube for Customizable Ergonomic Operating Height
- Multi-Stage Inflow Micro-Filter
- Anti-Odour Active Carbon Filter
- Thermostat (thermal fuse) protects the motor against overheating
- Soft Wheels for Floor Protection and Quiet Movement
- Horizontal and Vertical Parking for Easy Storing or Breaks During Vacuuming
- 616m² Coverage Area for Very Few Changes of Electric Outlet
- Extra Long Action Radius 14 m (Cord Length 11m)
- Automatic Cord Winder
- Electronic Power Regulation with LED Display
- LED Dust bag full indicator
- Universal Floor Nozzle with Extensible Wheels for Easier Movement
- Accessories in handle holder: crevice nozzle, brush nozzle
- Supplied accessories: Universal Floor Nozzle, Turbo Brush, Mini Turbo Brush, Hard Floor Nozzle, Long Flexible Crevice Nozzle, Dusting Brush, Crevice Nozzle
- 4L Synthetic Dust Bag for Better Filtration and Hygienic Dust Disposal
- Dimensions (length × width × height): 493 × 341 × 242mm
- Weight: 5.6kg



● SVC 9000BK

Bagged Vacuum Cleaner



- 4AAAA ECO Power for Excellent Cleaning Performance on any Surface
- Complete Care with Accessories for Best Results on Any Task Around Home-Pets-Car
- Clean Air HEPA H13 Filter Ensures Top Filtration Suitable for Allergy Sufferers
- Extreme Silence Technology 69dB(A) for Extra Quiet Vacuuming
- XXL Metal Telescopic Tube for Customizable Ergonomic Operating Height
- Multi-Stage Inflow Micro-Filter
- Thermostat (thermal fuse) protects the motor against overheating
- Soft Wheels for Floor Protection and Quiet Movement
- Horizontal and Vertical Parking for Easy Storing or Breaks During Vacuuming
- 616m² Coverage Area for Very Few Changes of Electric Outlet
- Extra Long Action Radius 14 m (Cord Length 11m)
- Automatic Cord Winder
- Electronic Power Regulation with LED Display
- LED Dust bag full indicator
- Universal Floor Nozzle with Extensible Wheels for Easier Movement
- Accessories in handle holder: crevice nozzle, brush nozzle
- Supplied accessories: Universal Floor Nozzle, Turbo Brush, Mini Turbo Brush, Hard Floor Nozzle, Long Flexible Crevice Nozzle, Dusting Brush, Crevice Nozzle
- 4L Synthetic Dust Bag for Better Filtration and Hygienic Dust Disposal
- Dimensions (length × width × height): 493 × 341 × 242mm
- Weight: 5.6kg

○ **SVC 8505TI-EUE3**

Bagged Vacuum Cleaner



- Complete Care for Best Results on any Task Around Home, Pets or Car
- Clean Air HEPA H13 Filter Ensures Top Filtration Suitable for Allergy Sufferers
- 4AAAA ECO Power for Excellent Cleaning Performance on any Surface
- Extreme Silence Technology 70 dB(A) for Extra Quiet Vacuuming
- XXL Metal Telescopic Tube for Customizable Ergonomic Operating Height
- Washable inflow micro-filter
- Thermostat (thermal fuse) protects the motor against overheating
- Soft Wheels for Floor Protection and Quiet Movement
- Horizontal and Vertical Parking for Easy Storing or Breaks During Vacuuming
- 380 m² Coverage Area for Fewer Changes of Electric Outlet
- Action radius 11 m (cord length 8 m)
- Automatic cord winder
- Electronic power regulation
- Dust bag full indicator
- Universal Floor Nozzle with Extensible Brush
- Accessories on board: crevice nozzle, brush nozzle
- Supplied accessories: combination nozzle, turbo brush, mini turbo brush, hard floor nozzle, long flexible crevice nozzle, brush nozzle, crevice nozzle
- 3 L Synthetic Dust Bag for Better Filtration and Hygienic Dust Disposal
- Dimensions (length × width × height): 460 × 306 × 255 mm
- Weight: 6,2 kg
- 700W ECO Motor

○ **SVC 8501Ti-EUE3**

Bagged Vacuum Cleaner



- Complete Care for Best Results on any Task Around Home, Pets or Car
- Clean Air HEPA H13 Filter Ensures Top Filtration Suitable for Allergy Sufferers
- A+ ECO Power for Excellent Cleaning Performance on any Surface
- Extreme Silence Technology 69 dB(A) for Extra Quiet Vacuuming
- XXL Metal Telescopic Tube for Customizable Ergonomic Operating Height
- Washable inflow micro-filter
- Thermostat (thermal fuse) protects the motor against overheating
- Soft Wheels for Floor Protection and Quiet Movement
- Horizontal and Vertical Parking for Easy Storing or Breaks During Vacuuming
- 380 m² Coverage Area for Fewer Changes of Electric Outlet
- Action radius 11 m (cord length 8 m)
- Automatic cord winder
- Electronic power regulation
- Dust bag full indicator
- Universal Floor Nozzle with Extensible Brush
- Accessories on board: crevice nozzle, brush nozzle
- Supplied accessories: combination nozzle, turbo brush, mini turbo brush, hard floor nozzle, long flexible crevice nozzle, brush nozzle, crevice nozzle
- 3 L Synthetic Dust Bag for Better Filtration and Hygienic Dust Disposal
- Dimensions (length × width × height): 460 × 306 × 240 mm
- Weight: 5,9 kg
- 600W ECO Motor



● **SVC 8VT TIZIO**

● **SVC 8YL TIZIO**

Bagged Vacuum Cleaner



- Very efficient 700W ECO motor
- Noise level: 74 dB
- Washable inflow micro-filter
- Washable outflow H.E.P.A filter (Class H13)
- 7-step filtration system suitable also for allergy sufferers
- Safety motor suction function
- Effective radius of 9.5m (length of power cord is 7m)
- Electronically controlled regulation of suction power on the body
- Full dust bag indicator
- Supplied accessories: universal mini-nozzle 3-in-1 (brush nozzle + slot nozzle + upholstery nozzle all in one), 1x dust bag
- Dust bag capacity 2.3L
- Dimensions (l x w x h): 438 x 313 x 229mm
- Weight: 5.3kg



○ **SVC 7CA SEVEN**

Bagged Vacuum Cleaner



- Very efficient 700W ECO motor
- Noise level: 79 dB
- Extended length telescopic metal tube with a metallic surface
- Comfortable ergonomically adjustable tube length
- Washable inflow micro-filter
- Washable outflow H.E.P.A filter (Class H13)
- 5 level filtration system
- Effective radius of 9 m
- Electronic regulation of suction power
- Full dust bag indicator
- Universal floor nozzle with an extensible brush
- Supplied accessories: slot nozzle, upholstery nozzle, brush nozzle
- Volume of dust bag: 2.5 l
- Dimensions (length x width x height): 390 x 315 x 215 mm
- Weight: 4.8 kg



● **SVC 69200R**

Bagged Vacuum Cleaner



- 4AAAA ECO Power for Excellent Cleaning Performance on any Surface
- Complete Care for Best Results on any Task Around Home, Pets or Car
- HEPA H13 Filter Ensures Top Filtration Suitable for Allergy Sufferers
- Silence Technology 75 dB(A) for Quiet Vacuuming
- XXL Metal Telescopic Tube for Customizable Ergonomic Operating Height
- Washable Inflow Micro-filter
- Thermostat (thermal fuse) Protects the Motor Against Overheating
- Soft Wheels for Floor Protection and Quiet Movement
- Horizontal and Vertical Parking for Easy Storing or Breaks During Vacuuming
- 314 m² Coverage Area for Fewer Changes of Electric Outlet
- Action Radius 10 m (cord length 7 m)
- Automatic Cord Winder
- Electronic Power Regulation
- Dust Bag Full Indicator
- Universal Floor Nozzle with Extensible Brush
- Supplied accessories: Universal Floor Nozzle, Crevice Nozzle, Brush Nozzle, Upholstery Nozzle, Long Flexible Crevice Nozzle, Turbo Brush, Mini Turbo Brush, Hard Floor Nozzle
- 3 L Synthetic Dust Bag for Better Filtration and Hygienic Dust Disposal
- Dimensions (length × width × height): 390 × 315 × 215 mm
- Weight: 4,9 kg
- 750 W ECO Motor

● **SVC 6900GR**

Bagged Vacuum Cleaner



- 4AAAA ECO Power for Excellent Cleaning Performance on any Surface
- HEPA H13 Filter Ensures Top Filtration Suitable for Allergy Sufferers
- Silence Technology 75 dB(A) for Quiet Vacuuming
- XXL Metal Telescopic Tube for Customizable Ergonomic Operating Height
- Washable Inflow Micro-filter
- Thermostat (thermal fuse) Protects the Motor Against Overheating
- Soft Wheels for Floor Protection and Quiet Movement
- Horizontal and Vertical Parking for Easy Storing or Breaks During Vacuuming
- 314 m² Coverage Area for Fewer Changes of Electric Outlet
- Action Radius 10 m (cord length 7 m)
- Automatic Cord Winder
- Electronic Power Regulation
- Dust Bag Full Indicator
- Universal Floor Nozzle with Extensible Brush
- Supplied Accessories: Universal Floor Nozzle, Crevice Nozzle, Brush Nozzle, Upholstery Nozzle, Long Flexible Crevice Nozzle
- 3 L Synthetic Dust Bag for Better Filtration and Hygienic Dust Disposal
- Dimensions (length × width × height): 390 × 315 × 215 mm
- Weight: 4,9 kg
- 750 W ECO Motor



● SVC 684TQ-EUE3

● SVC 682VT-EUE3

Bagged Vacuum Cleaner



- HEPA H13 Filter Ensures Top Filtration Suitable for Allergy Sufferers
- 3AAA ECO Power for Excellent Cleaning Performance
- Silence Technology 75 dB(A) for Quiet Vacuuming
- XXL Metal Telescopic Tube for Customizable Ergonomic Operating Height
- Washable Inflow Micro-filter
- Thermostat (thermal fuse) Protects the Motor Against Overheating
- Soft Wheels for Floor Protection and Quiet Movement
- Horizontal and Vertical Parking for Easy Storing or Breaks During Vacuuming
- 314 m² Coverage Area for Fewer Changes of Electric Outlet
- Action Radius 10 m (cord length 7 m)
- Automatic Cord Winder
- Electronic Power Regulation
- Dust Bag Full Indicator
- Universal Floor Nozzle with Extensible Brush
- Supplied Accessories: Crevice Nozzle, Brush Nozzle, Upholstery Nozzle
- 3 L Synthetic Dust Bag for Better Filtration and Hygienic Dust Disposal
- Dimensions (length × width × height): 390 × 315 × 215 mm
- Weight: 4,9 kg
- 750 W ECO Motor



● SVC 6001BK - EUE3

Bagged Vacuum Cleaner



- 700 W ECO Power for Excellent Cleaning Performance on any Surface
- HEPA E12 Beneficial for Allergy Sufferers
- 314 m² Coverage Area for Fewer Changes of Electric Outlet
- 78 dB(A) for Quiet Vacuuming
- XXL Metal Telescopic Tube for Customised Ergonomic Operating Height
- Washable inflow micro-filter
- Thermostat (thermal fuse) protects the motor against overheating
- Soft Wheels for Floor Protection and Quiet Movement
- Horizontal and Vertical Parking for Easy Storing or Breaks During Vacuuming
- Action radius 10 m (cord length 7 m)
- Automatic cord winder
- Electronic power regulation
- Dust bag full indicator
- Universal floor nozzle with an extensible brush
- Accessories included: 2-in-1 brush and crevice nozzle
- 3 L Synthetic Dust Bag for Better Filtration and Hygienic Dust Disposal
- Dimensions (length × width × height): 430 × 280 × 240 mm



● **SVC 52GR-EUE3**○ **SVC 52WH-EUE3**● **SVC 52BK-EUE3**

Bagged Vacuum Cleaner



- 700W high Efficiency ECO Motor
- Low noise level: 76 dB(A)
- Stainless steel telescopic tube
- Thermostat preventing the motor from overheating
- 5 level filtration system
- Parking position for floor nozzle
- Length of power cord 5m (effective radius 7.5m)
- Rubber coated wheels for easier movement and protection of floating floors
- Supplied accessories: combination nozzle
- (brush + slot), paper bag
- Volume of dust bag: 1.5l
- Dimensions (length × width × height): 345 × 255 × 210mm
- Weight: 3.6kg

● **SVC 45BK-EUE3**● **SVC 45RD-EUE3**● **SVC 45BL-EUE3**○ **SVC 45WH-EUE3**● **SVC 45GR-EUE3**

Bagged Vacuum Cleaner



- 850W high Efficiency ECO Motor
- Low noise level: 79 dB(A)
- Plastic tube
- Thermostat preventing the motor from overheating
- 5 level filtration system
- Parking position for floor nozzle
- Length of power cord 5m (effective radius 7.5m)
- Rubber coated wheels for easier movement and protection of floating floors
- Supplied accessories: combination nozzle (brush + slot), paper bag
- Volume of dust bag: 1.5l
- Dimensions (length × width × height): 345 × 255 × 210mm
- Weight: 3.6kg



COMPLETE CARE KIT

For your easiest cleaning

HOME



CAR



PET



1. Mini Turbo Brush

The Mini Turbo Brush is the best way to clean up pet hair and fluff as well as vacuuming hard-to-reach areas. Perfect nozzle to remove difficult fibers from car seats, upholstery, stairs, pillows and any textile surfaces.



2. Long Flexible Crevice Nozzle

Extra Long Flexible Crevice Nozzle is extremely helpful to reach everywhere inside the car, even those very difficult to reach places.



3. Hard Floor Nozzle

The nozzle ensures gentle, silent and perfect cleaning due to its 100% natural hair for gentle cleaning of all hard floors including wood, floating floors, tiles, linoleum and marble.



4. Turbo Brush

The powerful turbine driven rotating brush is perfect for deep cleaning of carpets and rugs and to easily remove hair, pet hair, fibers etc. Cleaning is quicker and more effective. Gentle brushing action increases vacuuming effect up to 25%.





○ SVC 1080TI

Bagless vacuum cleaner



- 4AAAA ECO Power for Excellent Cleaning Performance on Any Surface
- Complete Care with Accessories for Best Results with Any Task Around Home-Pets-Car
- Multi Cyclone Technology - Lasting Performance with No Loss of Suction
- Clean Air HEPA H13 Filter Ensures Top Filtration Suitable for Allergy Sufferers
- Low Noise 78 dB(A) for Quiet Vacuuming
- 314 m² Coverage Area for Very Few Changes of Electric Outlet
- Action radius 10 m (cord length 7 m)
- XXL Metal Telescopic Tube for Customisable Ergonomic Operating Height
- XXL 3.5-litre Dust Container
- Horizontal Parking for Easy Storage or Breaks during Vacuuming
- Soft Wheels for Floor Protection and Quiet Movement
- Automatic cord winder
- Electronic power regulation
- Universal Floor Nozzle with Extensible Brush
- Supplied Accessories: Combi Floor Nozzle, Turbo Brush, Mini Turbo Brush, Hard Floor Nozzle, Long Flexible Crevice Nozzle, Dusting Brush, Crevice Nozzle
- Dimensions (length × width × height): 460 × 275 × 330 mm
- Weight: 4,9 kg
- 700W ECO Motor



○ SVC 1040SL

Bagless vacuum cleaner



- Very efficient 700W ECO motor
- New 5th Generation Cyclone system perfectly separates dust from the air, capturing more dust already at the 1st level of filtration, thereby saving the HEPA filter
- Washable inflow HEPA filter (Class E11)
- Noise level: 78 dB
- Telescopic stainless steel tube at an extended length
- Washable outflow micro-filter
- Motor overheating protection
- Soft wheels for easier movement and protection of floating floors

● SVC 1030 CAT & DOG

Bagless vacuum cleaner



- 6-YEAR WARRANTY on the motor
- Turbo-nozzle + special mini-turbo-nozzle at 29 EUR FREE OF CHARGE
- Very efficient 700W ECO motor
- Noise level: 76 dB
- High Efficiency Motor (new generation of motors with high efficiency)
- 3rd Generation Cyclone System eliminates the need for an inflow H.E.P.A. filter
- Washable inflow H.E.P.A filter (Class H13)
- Washable outflow micro-filter
- 5 level filtration system
- Effective radius of 9 m
- Supplied accessories: nozzle for upholstery, slot nozzle, brush nozzle
- Volume of dust container: 2.3 l
- Dimensions: 400 x 293 x 225 mm
- Weight: 5.0 kg



● SVC 611BL

● SVC 610RD

Bagless vacuum cleaner



- Very Efficient 700 W ECO Motor
- Low Noise Construction
- 5th Generation Cyclone System Perfectly Separates Dust From the Air, Capturing More Dust Already At The 1st Level of Filtration
- Effective Radius of 8 m
- Washable H.E.P.A Filter Class 12 (99.5% Filter Efficiency)
- Electronically Controlled Regulation of Suction Power
- Universal Floor Nozzle with an Extensible Brush
- Washable Dust Container
- Supplied accessories: nozzle for upholstery, slot nozzle, brush nozzle
- Dust Cap Volume: 0.7 L
- Noise Level: 74 dB(A)
- Dimensions: 379×272×250 mm
- Weight: 5 kg



● SVC 730GR ALTO

● SVC 730RD ALTO

Bagless vacuum cleaner



- Very efficient 800W ECO motor
- Noise level: 76 dB
- Cyclone System for perfect separation of dust from air
- Washable inflow H.E.P.A filter
- 5 level filtration system
- Rubber coated front wheel for easier travel
- Length of power cord 5 m (effective radius 6.5 m)
- Washable dust container
- Electronic regulation of suction power
- Thermal fuse protects the motor against overheating
- Volume of dust container: 1.5 l
- length × width × height: 410 × 280 × 260 mm
- Weight: 5.8 kg



● SVC 512VT ALLEGRO

● SVC 511TQ ALLEGRO

● SVC 510GR ALLEGRO

Bagless vacuum cleaner



- High Efficiency 890W ECO Motor
- Noise level: 76dB
- New 4th Generation Cyclone system perfectly separates dust from the air, capturing more dust already at the 1st level of filtration
- Washable outflow H.E.P.A. filter (class H10)
- Washable inflow micro-filter
- Washable outflow micro-filter
- 5-level filtration system
- Radius of operation 7.5 m
- Electronic regulation of suction power
- Safety Valve function
- Supplied accessories: Slot nozzle, upholstery nozzle, brush nozzle
- Volume of dust container: 1.5 l
- Dimensions: 330 x 277 x 225 mm
- Weight: 3.5 kg





● **SVC 5001YL**
● **SVC 5000BL**

Wet & Dry Vacuum Cleaner



- Complete Care + Wet & Dry with Accessories for Best Results on any Task Around Home-Pets-Car
- Dual Filtration System Combines Power of the Cyclone and Water Filtration Together in One Tank
- Washable Clean Air HEPA E12 Filter Ensures Top Filtration Suitable for Allergy Sufferers
- Power Edition with 1 600 W Power for Excellent Cleaning Performance on any Surface
- 6 Years Motor Warranty
- Carpet and Hard floor Vacuuming, Removal of Liquids, Carpet and Upholstery Washing, Hard Floor or Window Cleaning
- XXL Extra Lightweight ALU Telescopic Tube for Customisable Ergonomic Operating Height
- Horizontal Parking for Easy Storage or Breaks During Vacuuming
- Soft Wheels for Floor Protection and Quiet Movement
- Universal Floor Nozzle with Extensible Brush
- Accessories: Wet Clean Floor and Window Nozzle, Wet Clean Upholstery Nozzle, Water Pick Up Nozzle, Combi Floor Nozzle, Turbo Brush, Hard Floor Nozzle, Long Flexible Crevice Nozzle, Dusting Brush, Crevice Nozzle, Upholstery Nozzle
- Practical Accessory Bag for Convenient Storage of Accessories
- Electronic Power Regulation with LED Display
- Automatic cord winder
- 254 m² Coverage Area for Fewer Changes of Electric Outlet
- Action radius 9 m (cord length 6 m)
- Noise level 90 dB(A)
- Dimensions (length × width × height): 485 × 350 × 300 mm
- Weight: 8,4 kg

○ SVC 900-EUE3

Combination Vacuum Cleaners



- Very efficient 700W ECO motor
- Noise level: 78 dB
- Variable system 2 in 1 (can be used as a bagless or bagged vacuum cleaner)
- Cyclone System for perfect separation of dust from air
- XXL Metal Telescopic Tube for Customisable Ergonomic Operating Height
- Washable inflow EPA filter
- Clean Air Ensured by HEPA H13 Filter Suitable for Allergy Sufferers
- Soft Wheels for Floor Protection and Quiet Movement
- 2 parking positions for the floor nozzle
- Action radius 7.5 m (Cord Length 5 m)
- Automatic cord winding
- Washable dust container
- Electronically controlled suction power
- Thermostat preventing the motor from overheating
- Universal floor nozzle with an extensible brush
- Supplied accessories: combination nozzle (brush nozzle for upholstery + crevice nozzle), textile bag
- Volume of dust bin: 3 l
- Volume of dust bag: 4.5 l
- Dimensions (length x width x height): 420 x 350 x 250 mm
- Weight: 5.6 kg



○ SVC 3001 ORCA

Combination Vacuum Cleaners



- Max. power input 1400W .Suction power 250W
- Noise level: • Rubber coated wheels for easier handling and protection of floating floors
- 5 step filtration system
- 1 parking position for the floor nozzle
- Radius of operation 7.5 m (length of power cord 5 m)
- Supplied accessories: slot nozzle, nozzle for upholstery, brush nozzle, textile bag
- Volume of container for wet vacuuming: 16 l
- Total volume of the container: 30 l
- Dimensions (width x depth x height): 374 x 425 x 490 mm
- Weight: 7.9 kg





● **SVC 8621TI**
● **SVC 8618GD**

Stick Vacuum Cleaner



- Absolute freedom of movement with no power cord
- Light, quiet and easy to control vacuum cleaner offers a fast and easy solution to everyday cleaning of all types of surfaces
- Removable hand unit for comfortable removal of dirt and dust from furniture, tables or car cleaning.
- Very powerful 21,6V Li-Ion battery with a short charging time and long operating time:
- Charging time 4-6 hours
- Operating time up to 50 minutes
- HEPA cyclone filtration system
- Rotary brush with an independent motor ensures outstanding results on any type of floor and improves the vacuuming of dirt from carpets
- Nozzle with LED lighting easily exposes even the finest dust and simplifies vacuuming of darker places
- Self-standing function for temporary placement and comfortable storage
- Charging base for practical vacuum cleaner storage is equipped with an integrated accessory holder
- Excellent control and easy maneuverability around furniture thanks to a 180° radius swivel vacuum nozzle and the low weight of the vacuum cleaner
- Ergonomic handle
- Battery power LED indicator
- 2-speed operation: high power, extended vacuuming time
- Supplied accessories: crevice nozzle and dusting brush
- Bagless technology, dust container volume: 0.5l
- Simple disassembly system for easy emptying of the dust container and cleaning the filters
- Battery type: Li-Ion 2,000mAh
- Supply voltage: 21,6V
- Noise level: 78dB
- Dimensions: width: 273mm, height: 1,160mm, depth: 162mm
- Weight: 2.4kg



● **SVC 7612VT**

● **SVC 7614TQ**

Stick Vacuum Cleaner



- Multifunction Bagless Upright 2-in-1 Vacuum Cleaner with the Option of Removing the Hand Vacuum Cleaner
- Charging Stand
- Suitable for all Types of Surfaces
- 180° Head Rotation
- Very Efficient Motor Supplemented with an Electric Rotary Brush
- Electronic Regulation of Suction Power
- Accessories: Upholstery and Brush Nozzle
- Bagless Technology, Dust Container Capacity: 0.5 l
- Suction Power 70 W
- Battery: Ni-MH 1,800 mAh
- Voltage: 12 V
- Noise Level: 75 dB
- Powered from the Grid 100–240 V~, 50 Hz, 0,5 A
- Dimensions: WxHxD: 286 x 1135 x 236 mm
- Weight: 2,8 Kg



○ **SVC 190W**

● **SVC 190R**

● **SVC 190B**

Handheld Vacuum cleaner

- Rechargeable vacuum cleaner
- Wet & Dry vacuuming
- Up to 15 min. operation time
- Washable permanent filter
- LED charge indicator
- Accessories: brush nozzle, crevice nozzle, attachment for wet vacuuming
- Charging base - free standing/wall mountable
- NiMH rechargeable battery 7.2 V (6x 1400 mAh)
- Noise level 80 dB
- Power 45 W
- Dimensions (length x width x height): 380 x 100 x 122 mm

04

Robotic Vacuum Cleaners





○ SRV 4000

Robotic Vacuum Cleaner

- Ideal for cleaning carpets, floating floors, parquet floors, linoleum, floor tiles, etc.
- Infrared anti-impact front sensor
- Very quiet operation suitable for household pets
- Able to ride on to 2 cm high carpet
- Two rotary brush central vacuum cleaner system:
- Powerful central vacuum cleaner with rotary brush is also ideal for vacuuming carpets
- Rotary side brushes for perfect cleaning in the corners
- Wide range of sensors
- Bumper bar sensor for detection of obstacles
- Stair sensor for worry-free use also in multi-floor buildings
- Dust detector for special cleaning of multiple soiled areas
- Infrared sensor for accurate navigation to the docking station
- „Mop“ function with a special antistatic duster (included) with moistening thanks to a complete wiping system with a water tank included.
- Combines 4 programs for cleaning maximum area:
- Along the Wall (movement along the wall)
- Spot (spot cleaning for an area of 2 m²)
- Random (movement in a random direction)
- Intensive (robot cleans the same area at least twice)
- Variable timer settings (automatic start of cleaning on a set day, hour and minute):
- Only one day in the week
- Multiple days in the week
- Only working days
- Only weekends
- Operating time of up to 120 minutes per single charge
- Remote control using a separate remote control
- Remote control via a mobile WiFi application
- Charging station with a wall or furniture mount option
- Automatic return to the charging station after the completion of the program
- Automatic return to the charging station when the battery becomes weak
- Automatic shut-off if the wheels become blocked
- Can travel over a door sill that is up to 1.5 cm in height
- Automatic service monitoring with warning messages shown on the remote control display
- Status indicator light on the vacuum cleaner body (stand-by mode, charging, fully charged)
- Volume of dust container: 500 ml
- Battery: 2,000 mAh, NiMH (fully recharged after approx. 5 hours)
- Noise level: • Dimensions (width × depth × height): 345 × 345 × 85 mm
- Weight: 2.5 kg



○ SRV 200Ti

Robotic Vacuum Cleaner

- Ideal for cleaning carpets, floating floors, parquet floors, linoleum, floor tiles, etc.
- Anti-impact front sensor
- Very quiet operation
- Two rotary brush central vacuum cleaner system:
- Super powerful central vacuum cleaner strong enough even for vacuuming carpets
- Rotary side brushes for perfect cleaning in the corners
- „Mop“ function with a special antistatic duster (included)
- Combines 4 programs for cleaning maximum area:
- Random (movement in a random direction)
- Spiral (movement in a spiral)
- Along the Wall (movement along the wall)
- Linear (movement in a straight line)
- Variable timer settings (automatic start of cleaning on a set day, hour and minute):
- Only one day in the week
- Multiple days in the week
- Only working days
- Only weekends
- Operating time of up 70 minutes per single charge
- Remote control
- Charging station with a wall or furniture mount option
- Automatic return to the charging station after the completion of the program
- Automatic return to the charging station when the battery becomes weak
- Automatic shut-off if the wheels become blocked
- Can travel over a door sill that is up to 1.5 cm in height
- Automatic service monitoring with warning messages shown on the remote control display
- Status indicator light on the vacuum cleaner body (stand-by mode, charging, fully charged)
- Advantage of pairing vacuum cleaners and the remote controls enables the operation of multiple vacuum cleaners in a single household with independent controls
- Volume of dust container: 230 ml
- Battery: 2,800 mAh, NiMH (fully recharged after approx. 5 hours)
- Power input: 40 W
- Suction power: 20 W
- Noise level: • Dimensions (width x depth x height): 320 x 320 x 88 mm



● SRV 1000SL

Robotic Vacuum Cleaner

- Ideal for cleaning laminated and wooden floating floors, parquet floors, linoleum, floor tiles, etc.
- Anti-impact front sensor
- Very quiet operation
- Two rotating side brushes for perfect cleaning in the corners
- Mop function with a special antistatic duster (included)
- Very simple single-button control
- Sensors for preventing stair falls
- Operating time of up to 80 minutes per single charge
- Intelligent design preventing wheels being blocked by hair or cables
- Removable main travel wheels for easy cleaning
- Can travel over door sills up to 1 cm in height (without the duster attached)
- Status indicator light on the vacuum cleaner body
- Volume of dust container: 200 ml
- Charging and weak battery indicator light
- Technical Information:
- Battery: 1500 mAh, 14.4 V, Li-Ion (fully charged after approx. 3 hours)
- Power input: 15 W
- Suction power: 10 W
- Noise level: 65 dB
- Dimensions (width × depth × height): 280 × 280 × 75 mm
- Weight: 2.5 kg
- Included contents:
- 1x Sencor SRV 1000SL main unit (battery included)
- 1x Duster holder (part of the robot)
- 1x Duster
- 1x Charger adapter
- 1x Filter
- 1x Dust container



● **SVC 9031RD CLEENO**

● **SVC 9031BK CLEENO**

Robotic Vacuum Cleaner

- Ideal for cleaning carpets, floating floors, parquet floors, linoleum, floor tiles, etc.
- Anti-impact front sensor
- Very quiet operation
- Battery level indicator on the space isolator
- 2 movement speed settings (for a quick or thorough clean)
- Volume of dust container: 370 ml
- Power source for the space isolator: 2x size D batteries (not included)
- Battery: 2200 mAh, NiMH (fully recharged after approx. 5 hours)
- Power input: 24 W
- Suction power: 20 W
- Noise level: • Dimensions (width x depth x height): 320 x 320 x 87 mm
- Weight: 3.2 kg



● **SVC 7020VT**

● **SVC 7020BK**

Robotic Vacuum Cleaner

- Ideal for cleaning laminate and wooden floating floors, parquet floors, linoleum, floor tiles, etc.
- Anti-impact front sensor
- Very quiet operation
- Two rotating side brushes for perfect cleaning in the corners
- „Mop“ function with a special antistatic duster (included)
- Volume of dust container: 180 ml
- Battery: 800 mAh, 14.4 V, NiMH (fully charged after approx. 4 hours)
- Power input: 25 W
- Suction power: 7.5 W
- Noise level: • Dimensions (width x depth x height): 270 x 270 x 78 mm
- Weight: 1.5 kg

05

Garment Care

Garment Care

Irons





○ SSI 9400BK

Steam Iron

- Power input 3,100 W
- Digital display for setting the most suitable temperature and steam settings for every type of material
- Anodized ironing surface with 400 steam outlets ensures perfectly ironed clothing
- Patented P-Temp technology ensures automatic temperature settings for any type of fabric
- Quiet Pump system delivers up to 50 g of steam per minute
- High-contrast digital display ensures maximum visibility at all angles
- Electronic temperature control precisely maintains the required temperature
- Continuous steam release ensures perfectly ironed clothing
- Electronic water sprayer for even moistening of the ironed fabric
- Illumination diode shows any unevenness
- Cleaning-required indicator
- Easy-to-fill water tank (350 ml capacity) with Anti-Calc technology to protect the appliance against water scale deposits
- Self-cleaning system for removing mineral deposits
- Anti-Calc system for preventing water scale deposits in the soleplate holes
- Triple auto-shutoff system
 - The appliance will turn off automatically after 30 seconds of no movement in the horizontal position
 - The appliance will turn off automatically after 8 minutes of no movement in the upright position
 - The appliance will turn off after 30 seconds of no movement when laying on its side (right or left)
- Drip-Stop function for preventing water drop stains on fabrics
- Vertical steaming option
- Steam boost
- Digital steam output control
- Sprinkling button
- Temperature control
- The power cord end limits twisting and tangling
- 300-ml filling container included
- Length of power cord: 3 m
- Dimensions (length × width × height): 310 × 118 × 135 mm
- Weight: 1.3 kg



○ SSI 8710VT

Steam Iron

- Power Input 2 400 W
- Ceramic Soleplate
- Detachable Water Tank (Volume 200 ml)
- Continuous Temperature Control
- Self-cleaning System for Removing Mineral Deposits
- Anti-Calc System for Preventing Water Scale Deposits in the Soleplate Holes
- Drip-Stop Function for Preventing Water Drop Stains on Fabrics
- Vertical Steaming Option
- Steam Boost
- Continuous Output Steam Regulation
- Sprinkling Button
- Temperature Control
- Indicator Light Showing that the Set Temperature is being maintained
- The Power Cord End Limits Twisting and Tangling
- Filling Container Included
- Continuous steam output: 25 g/min
- Steam burst: 120 g/min
- Length of Power Cord: 3 m
- Dimensions (length × width × height): 290 × 125 × 145 mm
- Weight: 1.2 kg



● **SSI 8441VT**
 ● **SSI 8440GR**

Steam Iron

- Power input 2200 W
- Ceramic ironing surface
- Easy to fill transparent water tank (volume 380 ml)
- Continuous temperature control
- Self-cleaning system for removing mineral deposits
- Drip-Stop function for preventing water drop stains on fabrics
- Vertical steaming option
- Steam boost
- Continuous output steam regulation
- Sprinkling button
- Thermostat
- 360° swivel power cord end limits twisting and tangling
- Filling container included
- Length of the power cord: 1,9 cm
- Dimensions (l x w x h): 295 x 115 x 140 mm
- Weight: 1.1 kg

○ SSI 7710BL

Steam Iron

- Power Input 2 400 W
- Ceramic Soleplate
- Easy to Fill Transparent Water Tank (Volume 300 ml)
- Continuous Temperature Control
- Self-cleaning System for Removing Mineral Deposits
- Anti-Calc System for Preventing Water Scale Deposits in the Soleplate Holes
- Drip-Stop Function for Preventing Water Drop Stains on Fabrics
- Vertical Steaming Option
- Steam Boost
- Continuous Output Steam Regulation
- Sprinkling Button
- Temperature Control
- Indicator Light Showing that the Set Temperature is being maintained
- The Power Cord End Limits Twisting and Tangling
- Filling Container Included
- Continuous steam output: 25 g/min
- Steam burst: 120 g/min
- Length of Power Cord: 3 m
- Dimensions (length × width × height): 300 × 125 × 135 mm
- Weight: 1.1 kg



○ SSI 5700VT

Steam Iron

- Power Input 2 400 W
- Ceramic Soleplate
- Easy to Fill Transparent Water Tank (Volume 270 ml)
- Continuous Temperature Control
- Self-cleaning System for Removing Mineral Deposits
- Anti-Calc System for Preventing Water Scale Deposits in the Soleplate Holes
- Drip-Stop Function for Preventing Water Drop Stains on Fabrics
- Vertical Steaming Option
- Steam Boost
- Continuous Output Steam Regulation
- Sprinkling Button
- Temperature Control
- Indicator Light Showing that the Set Temperature is being maintained
- The Power Cord End Limits Twisting and Tangling
- Filling Container Included
- Length of Power Cord: 1.9 m
- Dimensions (length × width × height): 295 × 120 × 140 mm
- Weight: 1 kg
- Continuous steam output: 25 g/min





● **SSI 5421TQ**

● **SSI 5420RD**

Steam Iron

- Power input 2200W
- Ceramic soleplate
- Easy to fill transparent water tank (volume 260 ml)
- Continuous temperature control
- Self-cleaning system for removing mineral deposits
- Drip-Stop function for preventing water dripping stains on fabrics
- Vertical steaming option
- Steam boost
- Continuous output steam regulation
- Sprinkling button
- Indicator light showing that the set temperature is being maintained
- 360° swivel power cord end restricts twisting and tangling
- Filling container included
- Length of the power cord: 1.9m
- Dimensions (l. x w. x h.) 298 x 128 x 152mm
- Weight: 1.2kg

● **SSI 2028YL**

● **SSI 2027BL**

Steam Iron

- Power input 1600 W
- Stainless steel ironing surface
- Easy to fill transparent water tank (volume 200 ml)
- Continuous temperature control
- Self-cleaning system for removing mineral deposits
- Vertical steaming option
- Steam boost
- Continuous output steam regulation
- Sprinkling button
- Thermostat
- Indicator light showing that the set temperature is being maintained
- 360° swivel power cord end limits twisting and tangling
- Filling container included
- Length of the power cord: 1,9 cm
- Dimensions (l x w x h): 260 x 99 x 125 mm
- Weight: 0.65 kg



○ **SLR 33**

Lint remover

- Quickly Removes Unsightly Pilling and Fuzz Balls from Sweaters, Shirt Collars and Any Knit Fabrics
- Triple Blade System Never Ruins Your Precious Garments
- Restores Clothing to a Like-new Appearance
- Easy-to-remove Transparent Collection Bin for Easy Cleanup
- Battery Operated
- Accessories: 2x 1.5V AA Size Battery
- Dimensions (width x depth x height): 50 x 74 x 104 mm
- Weight: 92 g



○ **SLS 900WH**

Luggage Scale

- Prevents excess baggage surcharges when travelling by plane
- Suitable for weighing baggage, postal parcels, fruit and vegetables in buckets during a harvest, etc.
- Weighing range up to 50 kg (sensitivity 100 g)
- Minimum size of opening for buckle: 35 x 11 mm
- Maximum width of tying strap: 90 mm
- One touch intelligent control
- Option to select measuring units (kg/lb/st:lb)
- Power source: 1x CR 2032 lithium battery (included)
- Dimensions (length x depth x height): 147 x 30 x 46 mm
- Weight: 95 g

06

Hair Care



Hair Care

Hair Dryers
Flat Irons
Curling Iron



○ SHD 8270VT

Hair Dryer

- Professional AC motor
- Power input 2200 W
- 3 power levels
- 2 speeds
- Cool Shot function
- Ionisation function generates negative ions (similar to the air after rain):
- Ergonomically shaped handle with an optimal layout of the control elements for left- and right-handers
- Removable rear grill for easier cleaning
- Wave-shaped heating spiral
- Hanging loop
- Thermal fuse protects the motor against overheating
- Accessories: air nozzle, volume diffuser (125 mm diameter)
- Length of the power cord: 3.5 m
- Dimensions with the diffuser attached (length x depth x height): 303 x 121 x 275 mm
- Weight: 731 g

○ **SHD 7221GR**

Hair Dryer

- Power input 1800 W
- Folding handle for easier storage and travel
- Ionisation function generates negative ions (similar to the air after rain):
- 2 speeds (gentle and strong air current)
- 3 power levels (low, medium and high temperature)
- Patented removable single current air nozzle
- Indicator lights for cold air operation and ionisation
- Wave-shaped heating spiral
- Thermal fuse protects the motor against overheating
- Accessories: air nozzle
- Dimensions when folded without the nozzle attached (length x depth x height): 222 x 81 x 128 mm
- Weight: 470 g

○ **SHD 7220VT**

Hair Dryer

- Power input 1500 W
- Folding handle for easier storage and travel
- Ionisation function generates negative ions (similar to the air after rain):
- 2 speeds (gentle and strong air current)
- 3 power levels (low, medium and high temperature)
- Patented removable dual current air nozzle provides a time saving of up to 30%
- Hanging loop
- Silver plated switch contacts ensure a longer lifetime
- Accessories: air nozzle
- Length of the power cord: 1.7 m
- Dimensions when folded without the nozzle attached (length x depth x height): 222 x 81 x 128 mm
- Weight: 470 g



○ SHD 7170WH

Hair Dryer

- Power input 2000 W
- Folding handle for easier storage and travel
- Ionisation function generates negative ions (similar to the air after rain):
- 2 speeds (gentle and strong air current)
- 3 power levels (low, medium and high temperature)
- Hanging loop
- Dimensions when folded without any accessories attached (length x depth x height): 216 x 79 x 124 mm
- Weight: 360 g



○ SHD 7120WH

Hair Dryer

- Power input 2000 W
- Folding handle for easier storage and travel
- 2 speeds (gentle and strong air current)
- 3 power levels (low, medium and high temperature)
- Cold air button for faster hairstyle fixation and modelling
- Ultra-light design
- Quiet DC motor
- Anti-bacterial surface treatment
- Removable rear grill for easier cleaning
- protects hair against damage by extremely hot air. Hanging loop
- Dimensions when folded without any accessories attached (length x depth x height): 216 x 79 x 124 mm
- Weight: 360 g



● **SHD 6701RD**
 ● **SHD 6700VT**

Hair Dryer

- Power input 2 000W
- Ultralight design
- 3 temperature settings
- 2 speed settings
- Air nozzle
- Diffuser
- Cold air button
- Removable rear grill for easier cleaning
- Rubber coated rear part of the handle
- Hanging loop
- Rubber side guards preventing the fan from becoming scratched when it is put down
- Thermal fuse protecting the motor from overheating
- Length of the power cord: 2.6m



● **SHD 6600V**
 ● **SHD 6600**
 ○ **SHD 6600W**

Hair Dryer

- Power input 2000W
- 3 temperature settings
- 2 speed settings
- Concentrator
- Cool shot button
- Removable rear grid
- Rubbered handle
- Hanging loop
- Rubbered side protection blocks
- Thermostat
- Length of power cord: 2,6 m



○ SHD 108VT

Hair Dryer

- Power input 2200 W
- Ionisation function generates negative ions (similar to the air after rain):
- 2 speeds (gentle and strong air current)
- 3 power levels (low, medium and high temperature)
- Cold air button for faster hairstyle fixation and modelling
- Wave-shaped heating spiral
- Hanging loop
- Honeycomb-shaped air outlet openings for optimal air flow
- Accessories: air nozzle, volume diffuser (12.8 cm diameter)
- Length of the power cord: 1.7 m
- Dimensions with the diffuser attached (length x depth x height): 285 x 128 x 278 mm
- Weight: 920 g



○ SHD 7030TQ

Hair Dryer

- Power input 1400 W
- Folding handle for easier storage and travel
- 3 power levels (low, medium and high)
- Ultra-light design
- Quiet DC motor
- Anti-bacterial surface treatment
- Wave-shaped heating spiral
- Hanging loop



● SHD 6505VT

○ SHD 6504W

Hair Dryer

- 2 power settings
- air concentrator
- volume diffuser
- COOL SHOT button
- hanging loop
- soft touch housing



● SHD 6400V

● SHD 6400B

Hair Dryer

- Travel Hair Dryer
- Foldable handle
- 2 power settings:
- gentle air flow / low temperature
- strong air flow / high temperature
- Air concentrator



● SHD 40G

● SHD 40B

Hair Dryer

- Power input 1200W
- 2 power settings:
- gentle air flow / low temperature
- strong air flow / high temperature
- Low Noise Design
- Antibacterial surface

● **SHI 782GR**● **SHI 781VT**○ **SHI 780**

Flat Iron

- Tourmaline technology combined with ceramics to achieve maximum hair lubricity over the ironing surface
- Continuously adjustable temperature for all types of hair (120 - 230°C)
- Slim Design ideal for styling into curls
- Ultralight design
- Temperature regulator with a red backlight
- Swivel 360° power cord preventing twisting and tangling
- Ironing surface area: 90 x 21 mm
- Power input: 35 W
- Dimensions (length x depth x height): 318 x 30 x 35 mm
- Weight: 230 g

○ **SHI 530**

Flat Iron

- Combined ceramic tourmaline technology for maximum hair glide along pressing surface
- LED display showing actual temperature
- Temperature regulator suitable for all hair types (60 -190° C)
- Special floating pressing surfaces avoid hair clawed and do not require strong press as conventional pressing surfaces firmly fixed
- Integrated lock for hair straightener security in lock position for comfortable storage
- Low-lift buttons
- 3 m long supply cord 360° rotary against torsion and tangling



○ SHI 131GD

Flat Iron

- Combined ceramic tourmaline technology for maximum hair glide along pressing surface
- LED display showing actual temperature
- Temperature 200 °C
- Special floating pressing surfaces avoid hair clawed and do not require strong press as conventional pressing surfaces firmly fixed
- Integrated lock for hair straightener security in lock position for comfortable storage
- 3 m long supply cord 360° rotary against torsion and tangling



○ SHI 110BK

Flat Iron

- Tourmaline Ceramic technology combined with the maximum glide hair after ironing surface
- Temperature 200 °C
- PTC technology for rapid heating pads to the working temperature
- Special floating soleplate pinched prevent hair damage and do not require as much power to pressure a conventional soleplate placed firmly
- The power cable 360 degrees to prevent twisting and tangling
- Power consumption: 40 W
- Size of ironing surface: 90 x 24 mm
- Dimensions (length x depth x height): 260 x 30 x 35 mm
- Weight: 0.4 kg



● **SHS 7551VT**

● **SHS 7551RD**

Curling Iron

- 2 degree temperature
- Cold air button
- The function of ionization with antistatic effect
- 7 interchangeable attachments concentrator
- Curling tongs (diameter 18 mm, working length 115 mm)
- Round brush (diameter 20 mm, working length 95 mm)
- Half brush (width 39 mm, working length 90 mm)
- Round brush with retractable pins
- A large round brush
- Straightening brush
- Easy and quick change adapters with fuse hanging loop
- Extension cable can be rotated 360° prevents twisting and tangled
- Safety fuse against overheating
- Power 1000 W



● **SHS 7401WH**

Curling Iron

- Hot Air Straightener
- 2 degree temperature
- Cold air button
- Light signaling traffic
- 3 interchangeable attachments
- Curling tongs (diameter 18 mm, working length 115 mm)
- Round brush (diameter 20 mm, working length 95 mm)
- A large round brush (diameter 31 mm, working length 110 mm)
- Easy and quick change adapters with fuse hanging loop
- hanging loop
- Extension cable can be rotated 360 ° prevents twisting and tangled
- Safety fuse against overheating
- Power 1000 W



● SHS 7603

Curling Iron

- 2 temperature level settings
- Diameter of the tongs 19 mm
- Integrate folding stand
- On/off indicator light
- Swivel 360° power cord plug preventing twisting and tangling
- Power input 13 W



○ SHS 7625WH

○ SHS 7619WH

Curling Iron

- Special ceramic surface with ionisation for the elimination of static electricity and shiny hair
- Digital display
- Microprocessor controlled temperature regulation (120 – 200 °C) in 20 °C steps
- Diameter of the iron 25 mm (SHS 7625WH)
- Thermally insulated end for safe handling and turning of hair strands
- Practical integrated folding stand
- Anti-slip handle
- Automatic shut-off after being idle for 60 minutes
- Hanging loop
- Rated power 50 W
- Length of the power cord 1.8 m
- Dimensions (length x depth x height): 365 x 45 x 66 mm
- Weight: 245 g



○ SMM 3080

Cosmetic Mirror

- 21 cm diameter
- Double-sided
- 3x magnification
- LED illumination
- Power max. 5 W (energy saving)
- Three brightness levels (low, mid, high)
- On, off and backlight controlled by touch
- Horizontal axis rotation
- Chrome design
- Powered by 230 V
- Dimensions (width x depth x height): 270 x 140 x 390 mm
- Weight: 1.4 kg



07

Shavers & Clippers

Shavers & Clippers

Men's Electric Shaver
Hair Clippers





● **SMS 5011SL**

● **SMS 5012GR**

● **SMS 5013RD**

Men's Electric Shaver

- The entire unit is water-resistant and can be washed under running water
- Cordless operation powered by an integrated rechargeable battery
- Three independent tilting shaving heads provide maximum comfort when shaving without irritating the skin
- Thanks to 4D Technology, tilting shaving heads perfectly adapt to all face contours
- 4D Technology guarantees tilting of the shaving heads in four independent directions
- Shaving heads with user adjustment option
- Special long life cutters
- Trimming attachment enables perfect trimming of beards, sideburns, moustaches, etc.
- When fully charged and used daily for approx. 1-2 minutes, the shaver will run for 1 month without charging.
- Operating time: 40 minutes
- Charging time: 2 hours
- Ergonomic shape sits perfectly in the hand
- A smooth shave with minimum friction
- Ultra quiet high-speed motor
- LED charging indicator
- Supplied accessories: charging power cord, cleaning brush, shaving attachment, trimming attachment, shaving attachment cover, handy travel case
- Length of power cord: 1.9m
- Dimensions (width×depth×height): 60×60×160mm
- Weight: 150g
- Voltage and frequency: 100-240V, 50Hz



● **SMS 4013RD**

● **SMS 4012GR**

● **SMS 4011BL**

Men's Electric Shaver

- Cordless operation powered by an integrated
- Rechargeable battery
- Three independent tilting shaving heads
- with user adjustment option
- Long life cutters
- Operating time: 75 minutes
- Charging time: 8 hours
- Ergonomic shape sits perfectly in the hand
- A smooth shave with minimum friction
- Ultra quiet high-speed motor
- LED charging indicator
- Lock against accidental start up
- Supplied accessories: charging cable, cleaning brush
- Power input: 3 W
- Dimensions: 55 × 52 × 132 mm
- Weight: 150 g
- Voltage and frequency: 220-240 V, 50 Hz



● **SMS 2002RD**

● **SMS 2001BK**

Men's Electric Shaver

- Cordless operation via an integrated rechargeable battery
- Two independently pivoting shaver heads with the possibility of user exchange
- Shaving capacity: 15 days
- Operating time: 45 minutes
- Charging time: 8 hours
- Automatic selection of voltage: 100-240 V
- Lock against unintentional start-up
- Integrated NiMH battery
- Included accessories: charging cable, protective dust cover, cleaning brush
- Power consumption: 2 W
- Power cord length: 0.25 to 1.5 m
- Dimensions (width x depth x height): 57 x 35 x 106 mm
- Weight: 107 g
- Voltage and frequency: 100-240 V, 50/60 Hz

○ SHP 8400BK

Hair Clipper

- Direct Drive Technology enables power supply directly from the mains power socket when charging
 - The device is powered from the battery
 - Device powered from the mains when charging
- Device is powered immediately from the mains when charging, therefore it is not necessary to wait until the battery is fully charged.
- Exceptionally quiet professional high-speed motor ensures comfortable trimming of even dense whiskers, hair and beards.
- Titanium Coating Blades
- 8 exchangeable height attachments 3 / 6 / 9.5 / 13 / 16 / 19 / 22 / 25 mm
- Ergonomic chrome-plated handle prevents slipping in the hand
- Battery-powered operation time of 1 hour
- Rapid charge technology achieves a full charge within just 2 hours (up to 4 times faster than standard hair clippers).
- Blade width 46 mm
- ON/OFF switch
- Option to trim without the comb attachment
- Graphical trim height indicator
- LED charging indicator
- All-plastic travel case for easy handling and storage
- Supplied accessories:
 - Cleaning brush
 - Oil
 - Comb
 - Hair trimming height attachment 3 mm
 - Hair trimming height attachment 6 mm
 - Hair trimming height attachment 9.5 mm
 - Hair trimming height attachment 13 mm
 - Hair trimming height attachment 16 mm
 - Hair trimming height attachment 19 mm
 - Hair trimming height attachment 22 mm



○ SHP 8305BK

Hair Clipper

- Direct Drive Technology enables power supply directly from the mains power socket when charging
- The device is powered from the battery
- Device powered from the mains when charging
- Device is powered immediately from the mains when charging, therefore it is not necessary to wait until the battery is fully charged.
- Exceptionally quiet professional high-speed motor ensures comfortable trimming of even dense whiskers, hair and beards.
- 12 exchangeable attachments
- Nose hair removal attachment
- Beard trimmer attachment
- Contour styling attachment
- Precise trimming attachment
- Full width attachment
- Hair clipper attachment 3 mm
- Hair clipper attachment 6 mm
- Hair clipper attachment 9 mm
- Hair clipper attachment 12 mm
- Beard clipper attachment 4 mm
- Beard clipper attachment 6 mm
- Beard clipper attachment 8 mm
- Ergonomic chrome-plated handle prevents slipping in the hand
- Operating time up to 60 minutes
- Rapid charge technology achieves a full charge within just 2 hours (up to 4 times faster than standard hair clippers).
- Blade width 9 / 30 / 39 mm
- ON/OFF switch
- Option to trim without the comb attachment
- Graphical trim height indicator
- LED charging indicator
- Supplied accessories:



○ SHP 7201SL

Hair Clipper

- Power source mains/battery
- Titanium blades
- High-Speed Motor
- 7 Changeable attachments
 - Nose Trimmer
 - Facial Shaver
 - Design Trimmer
 - Standard Hair Trimmer
 - Full Size Trimmer
 - Facial Hair Height Regulation
 - Body Hair Height Regulation
- Ergonomic handle preventing slipping in the hand
- Battery operating time 45 minutes
- Full Charged Up in 8 Hours
- Blade width 41 / 32 / 20mm
- ON/OFF switch (on/off)
- Option to trim without the comb attachment
- Graphic cutting length indicator
- LED charging indicator
- Integrated Ni-Mh Battery
- Length of the Power Cord: 170cm
- Weight: 125g
- Dimensions (height × depth × width): 150 × 39 × 41mm



○ SHP 7411BK

Hair Clipper

- Power source mains/battery
- Micro USB Charging Enabling Recharging Anywhere in the World
- Titanium Nitride Blades
- Ultra Quiet High-Speed Motor
- 12 Changeable attachments
 - Nose Trimmer
 - Body Shaver
 - Facial Shaver
 - Design Trimmer
 - Precision Trimmer
 - Full Size Trimmer
 - 3mm Trimmer
 - 6mm Trimmer
 - 9mm Trimmer
 - 12mm Trimmer
 - Facial Hair Height Regulation
 - Body Hair Height Regulation
- Ergonomic handle preventing slipping in the hand
- Battery operating time 2 hours
- Fast Charge Technology Provides Full Charged Up in only 2 hours
- Blade width 6 / 26 / 34mm
- ON/OFF switch (on/off)
- Option to trim without the comb attachment
- Graphic cutting length indicator
- LED charging indicator
- Integrated Li-Ion Battery
- Supplied accessories: Practical Stand, Comb, Nose Hair Trimmer, Body Hair Shaver, Facial Hair Shaver, Design Hair Trimmer,
- Standard Hair Trimmer, Large Hair Trimmer, 3mm Hair Trimmer, 6mm Hair Trimmer, 9mm Hair Trimmer, 12mm Hair Trimmer,
- Facial Hair Height Regulation, Body Hair Height Regulation, Oil
- Length of the Power Cord: 180cm



○ **SHP 6201RD**

Hair Clipper

- Power source mains/battery
- High-Speed Motor
- Titanium blades
- 6 Changeable attachments
 - Nose Trimmer
 - Facial Shaver
 - Standard Hair Trimmer
 - Full Size Trimmer
 - Facial Hair Height Regulation
 - Body Hair Height Regulation
- Ergonomic handle preventing slipping in the hand
- Battery operating time 45 minutes
- Full Charged Up in 8 Hours
- Blade width 41 / 32mm
- ON/OFF switch (on/off)
- Option to trim without the comb attachment
- Graphic cutting length indicator
- LED charging indicator
- Integrated Ni-Mh Battery

● **SHP 4502BL**● **SHP 4501BK**

Hair Clipper

- Power source mains/battery
- Removable height attachment for easy cleaning
- Ergonomic handle preventing slipping in the hand
- Battery operating time 40 minutes
- Blade width 39 mm
- ON/OFF switch (on/off)
- Option to trim without the comb attachment
- 2 comb attachments with a unique Lock-Up system
- Short attachment with lengths of 3, 9, 15 and 24mm
- Long attachment with lengths of 14, 20, 26 and 35mm
- Graphic cutting length indicator
- LED charging indicator
- Supplied accessories: practical stand, charger / power adapter, 2 comb attachments, cleaning brush, oil for the clipper unit
- Weight: 140g
- Dimensions (width × depth × height): 47 × 37 × 185mm

○ **SHP 4302RD**

Hair Clipper

- Power source mains/battery
- Ultra Quiet High-Speed Motor
- Removable height attachment for easy cleaning
- Ergonomic handle preventing slipping in the hand
- Battery operating time 50 minutes
- ON/OFF switch (on/off)
- Option to trim without the comb attachment
- Regulator for Setting the Cutting Height in The Range Of 1-8mm
- Graphic cutting length indicator
- LED charging indicator
- Integrated Ni-Mh Battery
- Supplied accessories: charging/power adapter, cleaning brush
- Length of the Power Cord: 145cm
- Weight: 168g
- Dimensions (height × depth × width): 185 × 43 × 40mm





○ SHP 3301BL

Hair Clipper

- Power source mains/battery
- Ultra Quiet High-Speed Motor
- Removable height attachment for easy cleaning
- Ergonomic handle preventing slipping in the hand
- Battery operating time 50 minutes
- ON/OFF switch (on/off)
- Option to trim without the comb attachment
- Regulator for setting the cutting height in the range of 1–8 mm
- Graphic cutting length indicator
- LED charging indicator
- Integrated Nimh Battery
- Supplied accessories: charging/power adapter, cleaning brush
- Length of the Power Cord: 145cm
- Dimensions (height x depth x width): 180 x 36 x 36mm
- Weight: 135g



○ SHP 320SL

Hair Clipper

- Power supply 230 V
- Stainless steel blade that does not rust
- 4 comb attachments (3, 6, 9 and 12 mm)
- Option to trim without the comb attachment
- Trimming length adjustment lever when cutting without the attachment
- ON/OFF switch (on/off)
- Ergonomically shaped handle
- Hanging loop
- Supplied accessories: 4 comb attachments, cutting unit cover, comb, scissors, cleaning brush, oil for the cutting unit
- Power input 7 W
- Length of the power cord 1.8 m
- Dimensions (width x depth x height): 59 x 54 x 187 mm
- Weight: 310 g



○ SHP 211SL

Hair Clipper

- Power supply 230 V
- Stainless steel blade that does not rust
- 4 comb attachments (3, 6, 9 and 12 mm)
- Option to trim without the comb attachment
- Trimming length adjustment lever when cutting without the attachment
- ON/OFF switch (on/off)
- Ergonomically shaped handle
- Hanging loop
- Supplied accessories: 4 comb attachments, cutting unit cover, comb, scissors, cleaning brush, oil for the cutting unit
- Power input 7 W
- Length of the power cord 1.8 m
- Dimensions (width x depth x height): 59 x 54 x 187 mm
- Weight: 310 g



○ SNC 101BL

Nose Trimmer

- Trims hair in the nose, ears and sideburns
- Stainless steel blades
- Washable cutting heads
- Integrated lighting
- 2 exchangeable heads
- Rubberized surface preventing slipping in the hand
- Supplied accessories: useful stand, cleaning brush, 1x AA alkaline battery
- Dimensions (width x depth x height): 27 x 29 x 129 mm
- Weight: 54 g

08

Body & Health Care

Body & Health Care

Electric Sonic Toothbrush
Fitness Scales
Personal Scales
Blood Pressure Monitors
Massaging Devices
Electric Blankets





- **SOC 3311BK**
- **SOC 3312WH**
- **SOC 3210SL**

Electric Sonic Toothbrush

- 5 preset cleaning and regeneration support programs
- Brushing speed of up to 48,000 per minute
- Can remove plaque several time better than standard toothbrushing
- Cares for the health of your gums using special vibrations
- Intelligent timer will divide toothbrushing into 4 blocks for the best cleaning thanks to Quadpacer technology
- LED battery power level indicator
- Ergonomically-shaped handle guarantees comfortable handling
- Extremely low consumption
- IPX7 waterproof protection level (protection against submersion in water)
- Battery lasts up to 45 days under daily use
- Replaceable toothbrush heads
- Magnetic silencing technology ensures silent operation • Worldwide compatibility with 100-240 V enables charging anywhere in the world
- Included contents: 1 toothbrush body, 2 basic heads, 1 charging station with stand in one
- 1 portable case with USB connector and UV steriliser with battery
- Case: Fits 1 toothbrush body, 2 toothbrush heads or 1 toothbrush head and 1 toothpaste

● **SOC 2202TQ**

● **SOC 2201RS**

● **SOC 2200SL**

Electric Sonic Toothbrush

- 5 preset cleaning and regeneration support programs
- Brushing speed of up to 45,000 per minute
- Can remove plaque several time better than standard toothbrushing
- Cares for the health of your gums using special vibrations
- Intelligent timer will divide toothbrushing into 4 blocks for the best cleaning thanks to Quadpacer technology
- LED battery power level indicator
- Ergonomically-shaped handle guarantees comfortable handling
- Extremely low consumption
- IPX7 waterproof protection level (protection against submersion in water)
- Battery lasts up to 45 days under daily use
- Replaceable toothbrush heads
- Magnetic silencing technology ensures silent operation • Worldwide compatibility with 100-240 V enables charging anywhere in the world
- Included contents: 1 toothbrush body, 2 basic heads, 1 charging station with stand in one
- 1 portable case with USB connector
- Case: Fits 1 toothbrush body, 2 toothbrush heads or 1 toothbrush head and 1 toothpaste



● **SOC 1102TQ**

● **SOC 1101RD**

● **SOC 1100SL**

Electric Sonic Toothbrush

- Option to set up to 10 speed and hardness modes
- Brushing speed of up to 41,000 per minute
- Can remove plaque several time better than standard toothbrushing
- Cares for the health of your gums using special vibrations
- Intelligent timer will divide toothbrushing into 4 blocks for the best cleaning thanks to Quadpacer technology
- LED battery power level indicator
- Ergonomically-shaped handle guarantees comfortable handling
- Extremely low consumption
- IPX7 waterproof protection level (protection against submersion in water)
- Battery lasts up to 45 days under daily use
- Replaceable toothbrush heads
- Magnetic silencing technology ensures silent operation • Worldwide compatibility with 100-240 V enables charging anywhere in the world
- Included contents: 1 toothbrush body, 2 basic heads, 1 charging station with stand in one, 1 portable case
- Case: Fits 1 toothbrush body, 2 toothbrush heads or 1 toothbrush head and 1 toothpaste





● SBS 8000BK

Bluetooth Fitness Scale

- Bluetooth 4.0
- Sencor Application:
- Multiple Users Profiles
- 14 Languages EN, CZ, SK, HU, PL, RU, HR, IT, ES, FR, DE, PT, AR, GR
- History of Measurement
- Trend
- Reports
- Download SENCOR app from Google PLAY and App Store
- Measure Body:
 - Body Fat %
 - Hydration %
 - Muscle %
 - Bone %
 - BMR
- Calculate Calorie Needed per Day for Reference
- Memory for 12 Users
- Soft Touch buttons
- Slim design (22 mm)
- Glass Surface for Easy Cleaning
- Tempered Safety Glass (6 mm)
- Weight up to 180 kg (sensitivity 100 g)
- Auto-On function (Weighs Immediately when the Scale is Stepped on)
- Extra Large White Backlit LCD Display (74 x 35,6 mm)
- Option to Select Measuring Units (kg/lb)
- Weak Battery and Overload Indicator
- Automatic Shut-off when Idle
- Data Lock Function for More Accurate Measurement (Measured Weight Remains Displayed for 10 Seconds)
- Power Source: 2x 1.5V AAA Battery (Included)

○ **SBS 7000**

Fitness Scale

- Digital Body Fat & Water Monitor
- Maximum capacity 180 kg (100 g resolution)
- Fat measuring range: 3% - 50% (interval 0,1%)
- Water measuring range: 25% - 75% (interval 0,1%)
- Muscle measuring range: 25% - 75% (interval 0,1%)
- Blue backlitged inverse display
- Ultra slim design (22 mm)
- Tempered safety glass (6 mm)
- Auto-On function (weighing immediately after stepping on scale)
- Memory for 8 people
- Unit choice option (kg/lb)
- Supplied accessories: 4x 1.5 V AAA battery
- Dimensions (width x depth x height): 320 x 320 x 22 mm
- Weight: 2.0 kg

○ **SBS 6015WH**● **SBS 6015BK**

Fitness Scale

- Measures percentage content of body fat, water, muscle and bones
- Also functions as a standard scale for weighing
- Auto-On function (scale weighs immediately when stepped on)
- Weighing range up to 180 kg (sensitivity 100 g)
- Ultra slim design (height only 23 mm)
- Memory for 8 users with automatic user identification
- Option to set gender, height (80 - 220 cm)
- Option to select measuring units (kg/lb/st:lb)
- Supplied accessories: 2x CR 2032 lithium batteries
- Dimensions (width x depth x height): 310 x 300 x 23 mm
- Weight: 2.0 kg



○ **SBS 5051WH**● **SBS 5050BK**

Fitness Scale

- Ultra Slim Design (20 mm)
- Glass Surface for Easy Cleaning
- Tempered Safety Glass (6 mm)
- Extra Large LCD Display (74 x 28.5 mm)
- BMI Function
- BMR Function
- Memory for 12 Users
- Weight up to 150 kg (sensitivity 100 g)
- Measure Body by BIA Principle:
 - Fat %
 - Body Hydration %
- Calculate Calorie Needed per Day for Reference
- Large Press buttons on the Top of Scale
- Auto-On function (Weighs Immediately when the Scale is Stepped on)
- Option to Select Measuring Units (kg/lb)
- Weak Battery and Overload Indicator
- Automatic Shut-off when Idle
- Data Lock Function for More Accurate Measurement (Measured Weight Remains Displayed for 10 Seconds)
- Power Source: 1x CR2032 Lithium Battery (Included)

● **SBS 2302SN**○ **SBS 2301WH**● **SBS 2300BK**

Personal Scale

- Glass Surface for Easy Cleaning
- Tempered Safety Glass (5 mm)
- Slim Design (21 mm)
- Weight up to 150 kg (sensitivity 100 g)
- 4 High precision Sensors for Accurate Weighing
- Auto-On function (Weighs Immediately when the Scale is Stepped on)
- Extra Large LCD Display (74 x 28.5 mm)
- Data Lock Function for More Accurate Measurement (Measured Weight Remains Displayed for 10 Seconds)
- Option to Select Measuring Units (kg/lb)
- Weak Battery and Overload Indicator
- Automatic Shut-off when Idle
- Power source: 1x CR2032 Lithium Battery (Included)



● SBS 2507RD

Personal Scale

- Glass surface for easy and hygienic maintenance
- Tempered safety glass (6 mm)
- Ultra slim design (18 mm)
- Weight up to 150 kg (100 g resolution)
- Auto-On function (weighing immediately after stepping on scale)
- Weight Lock function (measures accurately with automatic data lock for 10 seconds)
- Extra large LCD display (69 x 31 mm)
- Unit choice possibility (kg/lb/st)
- Low battery and overweight indications
- Auto-off function
- Accessories: 1x CR2032 lithium battery
- Dimensions (width x depth x height): 300 x 300 x 18 mm
- Weight: 1.48 kg



○ SBS 113

Personal Scale

- Glass Surface for Easy Cleaning
- Tempered Safety Glass (6 mm)
- Slim Design (24 mm)
- Weight up to 150 kg (sensitivity 100 g)
- 4 High precision Sensors for Accurate Weighing
- Auto-On function (Weighs Immediately when the Scale is Stepped on)
- Extra Large LCD Display (74 x 28.5 mm)
- Data Lock Function for More Accurate Measurement (Measured Weight Remains Displayed for 10 Seconds)
- Option to Select Measuring Units (kg/lb)
- Weak Battery and Overload Indicator
- Automatic Shut-off when Idle
- Power source: 1x CR2032 lithium battery (included)



○ SBP 690

Blood Pressure Monitor

- For easy measurement in domestic conditions
- Measures systolic and diastolic blood pressure and heart pulse rate
- Warning indicator of cardiac arrhythmia
- Adjustable pressure cuff diameter of 22 – 42 cm
- Battery powered (4x AA) or mains power adapter
- Oscillometric measurement method
- Option to select measuring units (mmHG or kPa)
- Included contents: 4x AA batteries
- Option to purchase a power adapter SENCOR SBX 001
- Dimensions without the cuff (width x depth x height): 120 x 140 x 70 mm
- Weight: 287 g (without batteries and cuff)



○ SBD 1470

Blood Pressure Monitor

- For easy measurement in domestic conditions
- Measures systolic and diastolic blood pressure and heart pulse rate
- Warning indicator of cardiac arrhythmia
- Adjustable pressure cuff diameter of 13.5 – 19.5 cm
- Battery powered (2x AAA)
- Oscillometric measurement method
- Measurement range: pressure 0 – 300 mmHG, pulse 40 – 199 pulses/min.
- Measurement accuracy: +/- 3 mmHG, pulse +/- 5%
- Option to select measuring units (mmHG or kPa)
- Included contents: 2x AAA batteries
- Dimensions without the cuff (width x depth x height): 68 x 75 x 31 mm
- Weight: 106 g



● **SFM 3721VT**

● **SFM 3720GR**

Foot Massager

- This massaging bubble bath spa has beneficial effects on your feet
- 3 combined setting options: Vibration massage, Warm bath + bubble effect, Vibration massage + warm bath + bubble effect
- 482 acupressure stimulation points for an effective foot massage
- 20 air jets per foot for a relaxing bubble bath
- Integrate heating element helps to maintain the water temperature
- Inner length for feet: max. 30 cm
- Anti-slip feet
- Power input 90 W
- Dimensions (width x depth x height): 343 x 423 x 245 mm
- Weight: 2.2 kg
- Voltage and frequency: 230 V, 50 Hz



● **SPE 4112VT**

● **SPE 4111RS**

● **SPE 4110BL**

Pedicure Callus Remover

- Finely Grounded Diamond Crystals for Long-life Durability
- Ergonomical Handle Ensuring Maximum Comfort when Using
- Quickly Rotating Scrub Stone for Easy Use (1700 rpm)
- Replaceable Washable Scrub Stone
- Easy to Change Batteries
- Ideal for Removing Old Skin, Callus, etc.
- High Quality DC Motor
- Accessories:
- Cleaning Brushes : Violet Soft Brush Ideal for Sensitive Parts, Hard Black Brush Ideal for Old Tough Skin
- 3x AAA Batteries





○ SUB 2700WH

Heated Underblanket

- Skin Friendly and Breathable Materials
- Soft Fleecy Fabric with Stamp Welding for More Durability
- Japanese Wire Technology Ensuring Reliable Product
- High Comfortable Extra Sponge Layer
- 3 Illuminated Temperature Settings
- Easy Attached to Mattress by Elastic Cords
- Washable Thanks to Detachable Controller
- Material: Non-Woven Fabric (Polyester) & Sponge with Stamp Welding
- Double Size: 160 × 140 cm
- Power: 2 × 60 W
- High Safety System:
 - Safety with Electronic Overheating Protection
 - Automatic Cut-off in Case of Damage
- Automatic Switch-off after 3 Hours
- Rapid Heat Up



○ SUB 1700WH

Heated Underblanket

- Comfortable with Skin Friendly and Breathable Materials
- Soft Fleecy Fabric with Stamp Welding for More Durability
- Japanese Wire Technology Ensuring Reliable Product
- High Comfortable Extra Sponge Layer
- 3 Illuminated Temperature Settings
- Easy Attached to Mattress by Elastic Cords
- Washable Thanks to Detachable Controller
- Material: Non-Woven Fabric (Polyester) & Sponge with Stamp Welding
- Single Size: 150 × 80 cm
- Power: 60 W
- High Safety System:
 - Safety with Electronic Overheating Protection
 - Automatic Cut-off in Case of Damage
- Automatic Switch-off after 3 Hours
- Rapid Heat Up



● SUB 181BL

● SUB 181BE

Heated Underblanket

- 2 temperature settings
- 30 min. recommended pre-heating time
- Size: 150 x 80 cm
- Washable (detachable remote control and power cord)
- Fabric: 100% polyester (Polar Fleece)
- Power indicator light
- Overheating Protection System
- Power cord length: 2.0 m
- 60W power
- Colors: beige



● SUB 0700BE

Foot Warmer


- Skin friendly with breathable microfleece
- Extra soft, fluffy fabric
- Electronic temperature control
- Japanese Wire Technology Ensuring Reliable Product
- 3 illuminated temperature settings
- Automatic switch-off function after 90 minutes
- High safety system:
 - Safety with electronic overheating protection - Automatic cut-off in case of damage
- Rapid heat up
- Washable, removable teddy lining
- Fabric: 100% Polyester
- Product measurements: 30 × 30 × 24 cm
- Power input: 100 W

09

Ventilation and Air Conditioning

Ventilation and Air Conditioning

Portable Air Conditioners
Air Coolers
Pedestal Fans
Desktop Fans
Oil Radiators
Heaters
Convector Heaters
Air Purifier
Dehumidifier
Humidifier





SAC MT1411C

○ Portable Air Conditioner

- Portable Air Conditioner is Particularly Suitable as an Immediate Solution to Air Conditioning Requirements without the Need for a Demanding and Financially Expensive Installation.
- Ideal for Areas where Building Alterations are not Possible (Rented Premises, Historical Buildings, etc.)
- Minimal Requirements for Regular Maintenance without Need for Professional Servicing (only Washing of Filters)
- Cooling Power: 14 000 BTU/h
- Recommended room area: 29 – 40 m²
- 3 operating modes:
 - Cooling
 - Dehumidification (90 l/day)
 - Independent fan
- Ecological Refrigerant R290 (Natural High Efficiency Gas, Propane R290, which Has no Greenhouse Emissions)
- Energy Class A
- Three Washable Air Filters Eliminate Swirling of Dust and Filter out Mechanical Particles
- Temperature Setting Range of 17 – 30 °C in the Cooling Mode
- 4 Speed Levels (Low, Medium, High and Automatic)
- Control panel with LED display indicates:
 - Set Temperature
 - Cooling Mode
 - Drying Mode
 - Independent Fan Mode
 - Automatic Mode
 - SLEEP mode (Sleep)
 - ECO Mode
 - Fan Speed (High, Middle, Low)
 - Timer Setting
- Remote control with LCD display
- 24-hour automatic start / shut off timer in 30-minute increments (in the 0.5 – 10 hour range) and in 1-hour increments (in the 10 – 24 hour range)
- Night-time SLEEP mode with silent operation prevents overexposure to cold during sleep
- Function for automatically setting the last selected mode on restart
- Four travel wheels and an integrated handle for easy handling
- Function for automatically starting and resuming the last selected mode after an el. power outage
- Three options for expelling hot air from the room:
 - through a wall
 - through a window opening to the left or right
 - through a vertical sliding window
- Self-evaporating condensate function:
 - under normal conditions, there is no need to pour out the condensate
 - operation does not reduce the humidity in the room (air is not dried out)
- Built-in condensate water tank (volume 1 litre) with a drain outlet and optical full indicator (in the event of extremely high humidity in the room above the capacity limit of the self-evaporating system)
- Automatic shut off protection function in the event that the water tank fills up with condensate
- Compressor frost protection function
- Error self-diagnosis displayed on the screen
- Supplied accessories:
 - remote control (including 2 x 1.5V AAA type batteries)
 - variable-length flexible hose for expelling hot air
 - connector for connecting the flexible hose to the air conditioning unit
 - connector for connecting the flexible hose in wall
 - flexible hose end for installation into a window
 - suction cups for attachment to a window
 - adjustable-width attachment for a slide window
 - 600 mm condensate drainage hose



● **SAC MT1222CH**

○ **SAC MT1221CH**

Portable Air Conditioner

- Max. Cooling Power: 12 000 BTU/h
- Recommended room area: 30 - 41 m²
- 4 operating modes:
 - Cooling
 - Heating Function
 - Dehumidification (36 l/day)
 - Independent fan
- Ecological Refrigerant R290 (Natural High Efficiency Gas, Propane R290, which Has no Greenhouse Emissions)
- Energy Class A
- Washable Air Filter Eliminates Swirling of Dust and Filters out Mechanical Particles
- Temperature Setting Range of 18 – 32 °C in the Cooling Mode 4 Speed Levels (Low, Medium, High and Automatic)
- Control panel with LED display indicates:
 - Set Temperature
 - Cooling Mode
 - Drying Mode
 - Independent Fan Mode
 - Automatic Mode
 - SLEEP mode (Sleep)
 - Fan Speed (High, Middle, Low)
 - Timer Setting
- Remote control with LCD display: 24-hour automatic start / shut off timer in 60-minute increments
- Night-time SLEEP mode with silent operation prevents overexposure to cold during sleep
- Function for automatically setting the last selected mode on restart
- Four travel wheels and an integrated handle for easy handling
- Function for automatically starting and resuming the last selected mode after an el. power outage



○ SAC MT1220C

Portable Air Conditioner

- Max. Cooling Power: 12 000 BTU/h
- Recommended room area: 30 - 41 m²
- 3 operating modes:
 - Cooling
 - Dehumidification (36 l/day)
 - Independent fan
- Ecological Refrigerant R290 (Natural High Efficiency Gas, Propane R290, which Has no Greenhouse Emissions)
- Energy Class A
- Washable Air Filter Eliminates Swirling of Dust and Filters out Mechanical Particles
- Temperature Setting Range of 18 – 32 °C in the Cooling Mode
- 4 Speed Levels (Low, Medium, High and Automatic)
- Control panel with LED display indicates:
 - Set Temperature
 - Cooling Mode
 - Drying Mode
 - Independent Fan Mode
 - Automatic Mode
 - SLEEP mode (Sleep)
 - Fan Speed (High, Middle, Low)
 - Timer Setting
- Remote control with LCD display: 24-hour automatic start / shut off timer in 60-minute increments
- Night-time SLEEP mode with silent operation prevents overexposure to cold during sleep
- Function for automatically setting the last selected mode on restart
- Four travel wheels and an integrated handle for easy handling
- Function for automatically starting and resuming the last selected mode after an el. power outage
- Automatic vertical flap movement option

○ SAC MT9020C

Portable Air Conditioner

- Cooling Power: 9 000 BTU/h
- Recommended room area: 20-31 m²
- 3 operating modes:
 - Cooling
 - Dehumidification (28 l/day)
 - Independent fan
- Ecological Refrigerant R290 (Natural High Efficiency Gas, Propane R290, which Has no Greenhouse Emissions)
- Energy Class A
- Washable Air Filter Eliminates Swirling of Dust and Filters out Mechanical Particles
- Temperature Setting Range of 18 – 32 °C in the Cooling Mode
- 4 Speed Levels (Low, Medium, High and Automatic)
- Control panel with LED display indicates:
 - Set Temperature
 - Cooling Mode
 - Drying Mode
 - Independent Fan Mode
 - Automatic Mode
 - SLEEP mode (Sleep)
 - Fan Speed (High, Middle, Low)
 - Timer Setting
- Remote control with LCD display: 24-hour automatic start / shut off timer in 60-minute increments
- Night-time SLEEP mode with silent operation prevents overexposure to cold during sleep
- Function for automatically setting the last selected mode on restart
- Four travel wheels and an integrated handle for easy handling
- Function for automatically starting and resuming the last selected mode after an el. power outage
- Automatic vertical flap movement option
- Three options for expelling hot air from the room:
 - through a wall



○ SAC MT7020C

Portable Air Conditioner

- Cooling Power: 7 000 BTU/h
- Recommended room area: 10-18 m²
- 3 operating modes:
 - Cooling
 - Dehumidification (18 l/day)
 - Independent fan
- Ecological Refrigerant R290 (Natural High Efficiency Gas, Propane R290, which Has no Greenhouse Emissions)
- Energy Class A
- Washable Air Filter Eliminates Swirling of Dust and Filters out Mechanical Particles
- Temperature Setting Range of 18 – 32 °C in the Cooling Mode
- the Cooling Mode 4 Speed Levels (Low, Medium, High and Automatic)
- Control panel with LED display indicates: Set Temperature
- Cooling Mode
- Drying Mode
- Independent Fan Mode
- Automatic Mode
- SLEEP mode (Sleep)
- Fan Speed (High, Middle, Low)
- Timer Setting
- Remote control with LCD display: 24-hour automatic start / shut off timer in 60-minute increments
- Night-time SLEEP mode with silent operation prevents overexposure to cold during sleep
- Function for automatically setting the last selected mode on restart
- Four travel wheels and an integrated handle for easy handling
- Function for automatically starting and resuming the last selected mode after an el. power outage
- Automatic vertical flap movement option
- Three options for expelling hot air from the room:
 - through a wall
 - through a window opening to the left or right
 - through a vertical sliding window





○ SFN 9021WH

Air Cooler

- 4-in-1 Versatility:
 - Summer Fan
 - Air Humidifier
 - Air Cooler
 - Ionisation Function - Effect of Fresh Air after Rain
- Option to Turn off Air Humidifier Function
- Humidifying/Cooling Circuit with a Water Pump
- 3 Speeds (Low, Medium and High)
- 3 Operating Modes:
 - Normal Mode Run at Preset Constant Wind
 - Natural Mode for Imitation of Natural Breeze
 - Sleeping Mode for Maintaining Comfortable Climate During Sleep
- Remote Control
- Automatic Shut off Timer with Indicator of Remaining Time (1 h, 2 h, 4 h, 8 h)
- LED Indicator Light Display
- Adjustable Front Grill with SWING Function for Even Distribution of Air
- Removable and Cleanable Dust Filter
- Removable 6-litre Water Tank
- Water Level Indicator
- Option to Use Cooling Refills (Included)
- Automatic Shut-off of Humidifying/Cooling in the Event of an Empty Tank
- Integrated Handle and 4 Travel Wheels for Easy Handling
- Storage Space for the Remote Control in the Rear of the Appliance



○ SFN 9011SL

Air Cooler

- 3-in-1 Versatility:
 - Summer Fan
 - Air Humidifier
 - Air Cooler
- Option to turn off the air humidifier function
- Humidifying/cooling circuit with a water pump
- 3 speeds (low, medium and high)
- 3 operating modes:
 - Normal
 - Natural (i.e. „natural breeze“ function, which combining various speeds)
 - Sleep (minimises the risk of catching a cold from the draft during sleep) „Sleep“ mode (offers the option to automatically switch to the lowest speed):
 - after 30 minutes of medium speed operation
 - after 30 minutes of high speed operation to medium speed, after another 30 minutes to low speed
- Remote control
- Automatic shut off timer with an indicator of remaining time (0.5 hours - 7.5 hours in 0.5 hour steps)
- LED display with a blue backlight
- Front grill with an automatic oscillation option for an even distribution of air
- Washable dust filter
- Special water filter
- Removable 5.5-litre water tank
- Water level indicator
- Option to use two cooling refills (included)
- Automatic shut off of humidifying/cooling in the event of an empty tank
- Integrated side handles and 4 travel wheels for easy handling
- Practical holders for winding up excess power cord hidden in the rear part of the appliance
- Storage space for the remote control in the rear of the appliance
- Specifications:
 - Power input 110 W
 - Noise level 66 dB
 - Dimensions (width x depth x height): 408 x 282 x 889 mm
 - Weight 7.2 kg
 - Maximum fan flow rate: 13,33 m³/min



○ SFN 6011WH

Air Cooler

- 3-in-1 Versatility:
 - Summer Fan
 - Air Humidifier
 - Air Cooler
- Option to Turn off Air Humidifier Function
- Humidifying/Cooling Circuit with a Water Pump
- 3 Speeds (Low, Medium and High)
- 3 Operating Modes:
 - Normal Mode Run at Preset Constant Wind
 - Natural Mode for Imitation of Natural Breeze
 - Sleeping Mode for Maintaining Comfortable Climate During Sleep
- Remote Control
- Automatic Shut off Timer with Indicator of Remaining Time (1 h, 2 h, 4 h, 8 h)
- LED Indicator Light Display
- Adjustable Front Grill with SWING Function for Even Distribution of Air
- Removable and Cleanable Dust Filter
- Removable 6-Litre Water Tank
- Water Level Indicator
- Option to Use Cooling Refills (Included)
- Automatic Shut-off of Humidifying/Cooling in the Event of an Empty Tank
- Integrated Handle and 4 Travel Wheels for Easy Handling
- Storage Space for the Remote Control in the Rear of the Appliance

○ **SFN 5200WH**

Pedestal Fan

- Reliable and Quiet BLDC motor
- High Quality Housing
- Fan Blade Diameter of 40 cm
- Adjustable Height from 113-135 cm
- Unique 5 Fan Blade Design for Quiet Operation and Maximum Performance
- Remote Control
- Front and Rear Protective Metal Grill
- Power Off Memory Function
- 12 Speed Levels
- Automatic Horizontal 80° Oscillation with Turn-off Option
- Adjustable Tilt Angle
- Overheating Protection
- Rotary Switch on the Motor Housing
- Heavy Duty Base Gives Fan a Great Stability
- Input Power 30 W

○ **SFN 4070WH**

Pedestal Fan

- 3-in1 Function: Stand Fan, Stand Table Fan and Table Fan
- High Quality Housing
- Fan Blade Diameter of 40 cm
- Adjustable Height 69, 100, 131 cm
- Unique 5 Fan Blade Design for Quiet Operation and Maximum Performance
- Remote Control
- Front and Rear Protective Metal Grill
- 8 Speed Levels
- Automatic Horizontal 80° Oscillation with Turn-off Option
- Adjustable Tilt Angle
- Overheating Protection
- Rotary Switch on the Motor Housing
- Heavy Duty Base Gives Fan a Great Stability
- Input Power 48 W

○ **SFN 4060WH**

Pedestal Fan

- 2-in-1 Functions:
 - - Pedestal Cooling Fan
 - - Table/Sofa Adjacent Fan
- High Quality Design
- Fan Blade Diameter of 40 cm
- Adjustable Height 130 cm, 96 cm
- Unique Fan Blade Design for Silent Operation and Maximum Power
- Front and Rear Protective Metal Grill
- 3 Speed Levels
- Automatic Horizontal 80° Oscillation with Turn off Option
- Adjustable Tilt Angle
- Overheating Protection
- Rotary Switch on the Motor Cover
- Solid Base provides the Fan with a High Stability
- Power Input 50 W



○ SFN 5040BL

Pedestal Fan

- Ultra thin design (90 mm)
- Saves space
- Very quiet operation
- Touch control panel
- Remote control
- Automatic swivel option
- 3 fans
- 3 speeds for each fan (independent)
- Total of 7 fan operation options
- 3 operating modes: normal mode, natural mode, night mode
- Timer indicating the remaining time (0.5 hour - 7.5 hours)
- Power input 90 W
- Noise level 50 dB
- Dimensions (width x depth x height): 295 x 295 x 1110 mm
- Weight: 4.4 kg



○ SFN 4080WH

Pedestal Fan

- High Quality Metal Housing with Real Wood
- Fan Blade Diameter of 40cm
- Adjustable Height from 120 cm to 133 cm
- Unique Blades Design for Quiet Operation and Maximum Performance
- Front and Rear Protective Metal Grill
- 3 Speed Levels
- Automatic Horizontal 80° Oscillation with Turn-off Option
- Adjustable Tilt Angle
- Overheating Protection
- Rotary Switch on the Motor Housing
- The Wooden Legs are Firmly Connected and Give Fan a Great Stability
- Input Power 50W





○ **SFN 4031BK**

Pedestal Fan

- 3 Speed Levels
- Fan Blade Diameter of 40 cm
- Automatic Horizontal 90° Oscillation with Turn-off Option
- Adjustable Tilt Angle
- Adjustable Height from 102 to 120 cm
- Front and Rear Protective Metal Grill
- Stable Cross Base
- Anti-slip Feet
- Overheating Protection
- Specifications:
- Power input: 40 W
- Noise level: 53 dB (A)
- Length of the power cord: 1.8 m
- Dimensions (width x depth x height): 720 x 720 x 1200 mm
- Weight: 3 kg



○ **SFN 4010WH**

Pedestal Fan

- 3 Speed Levels
- Fan Blade Diameter of 40 cm
- Automatic Horizontal 90° Oscillation with Turn-off Option
- Adjustable Tilt Angle
- Adjustable Height from 104 to 127 cm
- Front and Rear Protective Metal Grill
- Stable Cross Base
- Anti-slip Feet
- Overheating Protection
- Specifications:
- Power input: 40 W
- Noise level: 53 dB (A)
- Length of the power cord: 1.8 m
- Dimensions (width x depth x height): 720 x 720 x 1270 mm
- Weight: 3 kg



○ **SFN 4047WH**

Pedestal Fan

- 3 speed levels
- Fan blade diameter of 40 cm
- Automatic horizontal 90° oscillation with turn off option
- Adjustable tilt angle
- Adjustable height from 103 to 126 cm
- Front and rear protective metal grill
- Stable cross base
- Anti-slip feet
- Overheating protection
- Power input: 50 W
- Noise level: 50 dB (A)
- Length of the power cord: 1.6 m
- Dimensions (width x depth x height): 625 x 625 x 1260 mm
- Weight: 2.7 kg
- Voltage and frequency: 220-240 V, 50 Hz



○ **SFE 3080WH**

Desktop Fan

- High Quality Metal Housing with Real Wood
- Fan Blade Diameter of 30cm
- Unique Blades Design for Quiet Operation and Maximum Performance
- Front and Rear Protective Metal Grill
- 3 Speed Levels
- Automatic Horizontal 80° Oscillation with Turn-off Option
- Adjustable Tilt Angle
- Overheating Protection
- Rotary Switch on the Motor Housing
- Rubber-coated Fan Base for High Stability
- Input Power 35W



○ **SFE 4040SL**

Desktop Fan

- Fan Blade Diameter of 40cm
- High Quality Chromed Housing
- Unique Blades Design for Quiet Operation and Maximum Performance
- Front and Rear Protective Metal Grill
- 3 Speed Levels
- Automatic Horizontal 90° Oscillation with Turn-off Option
- Adjustable Tilt Angle
- Overheating Protection



○ **SFE 4021BK**

Desktop Fan

- 3 Speed Levels
- Fan Blade Diameter of 40 cm
- Automatic Horizontal 90° Oscillation with Turn-off Option
- Adjustable Tilt Angle
- Front and Rear Protective Metal Grill
- Anti-slip Feet
- Overheating Protection
- Specifications:



○ **SFE 3040SL**

Desktop Fan

- Fan Blade Diameter of 30cm
- High Quality Chromed Housing
- Unique Blades Design for Quiet Operation and Maximum Performance
- Front and Rear Protective Metal Grill
- 3 Speed Levels
- Automatic Horizontal 90° Oscillation with Turn-off Option
- Adjustable Tilt Angle
- Overheating Protection



○ **SFE 3011BK**

Desktop Fan

- 3 Speed Levels
- Fan Blade Diameter of 30 cm
- Automatic Horizontal 90° Oscillation with Turn-off Option
- Adjustable Tilt Angle
- Front and Rear Protective Metal Grill
- Anti-slip Feet
- Overheating Protection
- Specifications:



○ **SFE 2540SL**

Desktop Fan

- Fan Blade Diameter of 25cm
- High Quality Chromed Housing
- Front and Rear Protective Metal Grill
- 3 Speed Levels
- Automatic Horizontal 90° Oscillation with Turn-off Option
- Adjustable Tilt Angle
- Overheating Protection
- Rotary Switch on the Motor Housing



○ **SFE 2311BK**

Desktop Fan

- 2 Speed Levels
- Fan Blade Diameter of 23 cm
- Automatic Horizontal 90° Oscillation with Turn-off Option
- Adjustable Tilt Angle
- Front and Rear Protective Metal Grill
- Anti-slip Feet
- Overheating Protection
- Specifications:



○ **SFE 4037WH**

Desktop Fan

- 3 speeds
- Diameter of blades 40 cm
- Automatic horizontal rotation angle of 90 ° with shutdown
- Adjustable angle
- Front and rear protective metal grille
- Anti-slip feet
- Protection against overheating
- Power consumption: 50 W



○ **SFE 4010WH**

Desktop Fan

- 3 Speed Levels
- Fan Blade Diameter of 40 cm
- Automatic Horizontal 90° Oscillation with Turn-off Option
- Adjustable Tilt Angle
- Front and Rear Protective Metal Grill
- Anti-slip Feet
- Overheating Protection
- Specifications:



○ **SFE 3027WH**

Desktop Fan

- 3 speed levels
- Fan blade diameter of 30 cm
- Automatic horizontal 90° oscillation with turn off option
- Adjustable tilt angle
- Front and rear protective metal grill
- Anti-slip feet
- Overheating protection
- Power input: 40 W



○ **SFE 3010WH**

Desktop Fan

- 3 Speed Levels
- Fan Blade Diameter of 30 cm
- Automatic Horizontal 90° Oscillation with Turn-off Option
- Adjustable Tilt Angle
- Front and Rear Protective Metal Grill
- Anti-slip Feet
- Overheating Protection
- Specifications:



○ **SFE 2327WH**

Desktop Fan

- 2 speed levels
- Fan blade diameter of 23 cm
- Automatic horizontal 90° oscillation with turn off option
- Adjustable tilt angle
- Front and rear protective metal grill
- Anti-slip feet
- Overheating protection
- Power input: 30 W



○ **SFE 2310WH**

Desktop Fan

- 2 Speed Levels
- Fan Blade Diameter of 23 cm
- Automatic Horizontal 90° Oscillation with Turn-off Option
- Adjustable Tilt Angle
- Front and Rear Protective Metal Grill
- Anti-slip Feet
- Overheating Protection
- Specifications:



○ **SOH 8112WH**

○ **SOH 8110WH**

Oil Radiator

- 12 Heating Fins
- Power Input: 2 500 W
- 3 Heat Settings – 3 Heat Power Levels
 - 1 000 W
 - 1 500 W
 - 2 500 W
- Temperature Setting Range: 5-35°C
- ECO Mode
- LED Display
- Remote Control
- New Shape Fins Design to Improve the Heating Effects of 27%
- Maintenance-Free Operation - It Is Not Necessary to Replace Oil for Entire Lifetime of Radiator
- Silent Operation - Also Suitable for Bedrooms
- 4 Travel Wheels and Handle for Easy Handling
- Practical Storage Space for Winding up Power Cord
- Patented Technology of Tail Fin Separation Prevents Overheating
- Safety Overvoltage Fuse
- Overheating Protection



- **SOH 6111BK**
- **SOH 6109BK**

Oil Radiator

- 11 Heating Fins
- Power Input: 2 300 W
- 3 Heat Settings
 - 1 000 W
 - 1 300 W
 - 2 300 W
- Temperature Setting Range: 5-35°C
- ECO Mode
- LED Display
- Maintenance-Free Operation - It Is not Necessary to Replace Oil for Entire Lifetime of Radiator
- Silent Operation - Also Suitable for Bedrooms
- 4 Travel Wheels and Handle for Easy Handling
- Practical Storage Space for Winding up Power Cord
- Patented Slot Fin Ensures better Efficiency and lower Edge Temperature
- Patented Technology of Tail Fin Separation Prevents Overheating
- Safety Overvoltage Fuse
- Overheating Protection



- **SOH 3313BK**
- **SOH 3311BK**
- **SOH 3309BK**
- **SOH 3307BK**

Oil Radiator

- 13 Heating Fins
- Power Input: 2 500 W
- Overheating Protection
- Safety Tip-Over Switch
- Anti-Freeze Function
- Two Switches and Change into 3 Heat Settings:
 - 1 000 W
 - 1 500 W
 - 2 500 W
- Maintenance-Free Operation - It Is not Necessary to Replace Oil for Entire Lifetime of Radiator
- Silent Operation - Also Suitable for Bedrooms
- 4 Travel Wheels and Handle for Easy Handling
- Practical Storage Space for Winding up Power Cord
- Patented Slot Fin Ensures better Efficiency and lower Edge Temperature
- Patented Technology of Tail Fin Separation Prevents Overheating



- **SOH 3213WH**
- **SOH 3211WH**
- **SOH 3209WH**
- **SOH 3207WH**

Oil Radiator

- 13 Heating Fins
- Power Input: 2 500 W
- Overheating Protection
- Safety Tip-Over Switch
- Anti-Freeze Function
- Two Switches and Change into 3 Heat Settings:
 - 1 000 W
 - 1 500 W
 - 2 500 W
- Maintenance-Free Operation - It Is not Necessary to Replace Oil for Entire Lifetime of Radiator
- Silent Operation - Also Suitable for Bedrooms
- 4 Travel Wheels and Handle for Easy Handling
- Practical Storage Space for Winding up Power Cord
- Patented Slot Fin Ensures better Efficiency and lower Edge Temperature
- Patented Technology of Tail Fin Separation Prevents Overheating

● SOH 2107BK

Oil Radiator

- Silent Operation (Suitable for Office, Bedroom)
- Handle for Easy and Comfort Transportation
- Compact Size for Personal Heating
- 7 Heating Elements
- Maintenance-free Operation, No Refilling Required
- High Heat Accumulation (Warm Long after Turning off)
- Adjustable Thermostat Allows You to Customize Your Heating Needs
- Power Indicator Light
- Heavy Duty Metal Cabinet
- Safety Overheat Protection System
- Maximum Power Input 700W
- Length of the Power Cord: 1.4 m
- Dimensions (width × depth × height): 312 × 140 × 391 mm
- Weight: 3.7 kg
- Voltage and frequency: 220-240 V, 50/60 Hz



● SFH 9014

Ceramic Heater

- PTC heating elements for effective heating
- Touch controls with LED display
- 2 heating level settings - 1300/2500 W
- Temperature setting to 15-35°C
- 80° oscillation setting option
- 12-hour automatic shut off timer
- Remote control
- Air filter
- Removable rear grill for air inflow
- Automatic shut off function for when the device is knocked over
- Overheating protection
- Integrated handle for easy carrying of the device
- Maximum power input 2500 W



○ **SFH 7051WH**

Heater

- 2 Heating Level Settings - 1000/2000 W
- Continuously Controllable Thermostat
- 120° oscillation setting option
- Cold Air Function
- Power Indicator Light
- Overheating Protection
- Handle for Easy Carrying of Unit
- Automatic Shut-off Function for When the Unit is Knocked Over
- Maximum Power Input 2000 W

○ **SFH 7011WH**

Heater

- 2 Heating Level Settings - 1000/2000 W
- Continuously Controllable Thermostat
- Cold Air Function
- Power Indicator Light
- Overheating Protection
- Handle for Easy Carrying of Unit
- Maximum Power Input 2000 W

● **SFH 6011RD**● **SFH 6010BL**

Heater

- Perfect to Warm You Up in Offices and Small Apartments
- Power Indicator Light
- Long Life DC Motor
- 3 Levels of Protection: Overheat Protection, Safety Fuse Built Inside, Tip Over Switch to Increase Protection Around Kids and Pets
- Durable Power Cord for Longer Lifetime
- Low Noise Operation
- Power Input: 600 W
- Weight: 0.5 kg



○ SCF 2001

Convactor Heater

- 2 kW heat output
- 3 power settings (750 - 1250 - 2000 W)
- fan assisted turbo heater
- adjustable room thermostat
- cool blow facility
- automatic temperature control
- overheating protection
- freestanding



○ SCF 2003

Convactor Heater

- 3 heating level settings - 750/1250/2000 W
- Continuously controllable thermostat
- Overheating protection
- Heating element power indicator light
- Integrated handle for easy carrying of the device
- Free-standing
- Maximum power input 2000 W



○ SHA 9400WH

Air Purifier

- CADR (Clear Air Delivery Rate) 483m³/h
- 8-Step Filtration Ensuring Highest Possible Efficiency:
 - Inflow filter: Captures Coarse Dust Particles and Allergens
 - Pre-HEPA Filter Ensures Long Life of HEPA H13 Filter
 - Original Korean HEPA H13 Filter with 99.97% Efficiency
 - Carbon Filter - Deodorizes Offensive Smells
 - Anti-Formaldehyde Filter with 90% Efficiency
 - UV-C Radiation of 254nm used in Healthcare: Destroys 99.92% Microorganisms such as Bacteria, Viruses, Moulds
 - Photo-Catalytic Oxidation (PCO): This Process Makes it Possible to Oxidize even Highly Degradable or Specific Substances such as Hydrosulphides, Ammonia, Methanethiols, etc. to Remove Odour
 - Ionisation Function: By Releasing Negatively Charged Oxygen Ions, Air Quality is Greatly Improved
- AUTO Mode: Adjusts Fan Speed Automatically to Save Power
- SLEEP Mode: LCD Screen Dimmed for Comfortable Sleep
- Touch Control Panel with LCD Display
- Air Quality Detector with:
 - 4 LED Light Grades
 - LCD Display Showing Level of Airborne Dust Pollution (PM 2.5)
- Quiet Operation 29dB
- Automatic Shut-Off Timer can be Set to 1, 2, 3 ... 12 Hours
- 4 Cleaning Speeds
- Filter Replacement Indicator
- Easy to Replace Filters
- UV-C Lamp Lifetime: 20,000 Hours
- Japanese Brushless DC Motor, More Stable and More Silent
- Noise Level: Low Speed 29dB(A), Medium Speed 45dB(A), High Speed 60dB(A)
- Recommended Room Area: up to 50m²
- Power Input: 70W



○ SHA 9200WH

Air Purifier

- CADR (Clear Air Delivery Rate) 482m³/h
- 8-Step Filtration Ensuring Highest Possible Efficiency:
 - Inflow filter: Captures Coarse Dust Particles and Allergens
 - Pre-HEPA Filter Ensures Long Life of HEPA H13 Filter
 - Original Korean HEPA H13 Filter with 99.97% Efficiency
 - Carbon Filter - Deodorizes Offensive Smells
 - Anti-Formaldehyde Filter with 90% Efficiency
 - UV-C Radiation of 254nm used in Healthcare: Destroys 99.92% Microorganisms such as Bacteria, Viruses, Moulds
 - Photo-Catalytic Oxidation (PCO): This Process Makes it Possible to Oxidize even Highly Degradable or Specific Substances such as Hydrosulphides, Ammonia, Methanethiols, etc. to Remove Odour
 - Ionisation Function: By Releasing Negatively Charged Oxygen Ions, Air Quality is Greatly Improved
- Touch Control Panel
- Quiet Operation 29dB
- Automatic Shut-Off Timer can be Set to 2, 4 and 6 Hours
- 3 Cleaning Speeds
- Filter Replacement Indicator
- Easy to Replace Filters
- UV-C Lamp Lifetime: 20,000 Hours
- Japanese Brushless DC Motor, More Stable and More Silent
- Noise Level: Low Speed 29dB(A), Medium Speed 45dB(A), High Speed 60dB(A)
- Recommended Room Area: up to 50m²
- Power Input: 70W



○ SHA 8400WH

Air Purifier

- For improving indoor air quality
- 3-step filtration: Inflow filter: captures coarse dust particles and allergens, Carbon filter: absorbs formaldehyde, benzene and other harmful gases, HEPA filter: captures dust particles and other allergenic particles
- UV-C radiation: destroys microorganisms
- Automatic shut off timer can be set to 2, 4 and 8 hours.
- 3 cleaning speeds
- Easy to replace filter
- UV lamp lifetime: 20,000 hours
- Noise level: 30 dB(A) (bedroom), 40 dB(A) (quiet garden), 50 dB(A) (forest)
- Recommended room area: 20–40 m²
- Power input: 55 W
- Dimensions: 324 × 162 × 409 mm



○ SHA 6400WH

Air Purifier

- Elegant and Effective Solution for Improving Indoor Air Quality
- 4-Step Filtration Ensuring Highest Possible Efficiency
 - Inflow Filter: Captures Coarse Dust Particles and Allergens
 - Carbon Filter: Absorbs Formaldehyde, Benzene and other Harmful Gases
 - HEPA Filter: Captures Dust Particles, Smoke, Gases and other Allergenic Particles
 - UV-C Radiation: Destroys Microorganisms such as Bacteria, Viruses, Moulds (Including Their Toxins)
- Automatic Shut off Timer Can Be Set to 2, 4 and 8 Hours
- 3 Cleaning Speeds
- Easy to Replace Filter
- UV-C Lamp Lifetime: 20,000 Hours (More than 5 Years of Standard Operation)
- Noise Level: 32dB(A) (Bedroom), 45dB(A) (Quiet Garden), 55dB(A) (Forest)
- Recommended Room Area: up to 20m²
- Power Input: 60W
- Dimensions (Width × Depth × Height): 324 × 181 × 242mm
- Weight: 3.27kgs
- UV Light: Wavelength: 254 nanometres



○ SDH 3010WH

Dehumidifier

- Absorbed Humidity 30 l / 24 h
- Power Input: 465 W
- Volume of Water Tank: 3 l
- Adjustable level of humidity 35–85 % by 5 %
- Indication of Humidity (% RH)
- For Rooms up to 73 m²
- Two Speed Fan
- Smart Dehumidifying Mode
- Turbo Mode
- Quiet Operation – 52 dB
- Automatic Humidity Control System
- Auto Start / Stop Timer from 0 to 24 h
- Electronic Control Panel
- Water Tank with Level Mark
- Tank Control System – Unit Automatically Stops when Tank is Full
- Removable and Washable Filter
- Continuous Operation
- Auto-Restart if Unit Breaks Off Unexpectedly due to Power Cut
- Continuous Draining Facility



○ SDH 2010WH

Dehumidifier

- Absorbed Humidity 20 l / 24 h
- Power Input: 440 W
- Volume of Water Tank: 3 l
- Adjustable level of humidity 35–85 % by 5 %
- Indication of Humidity (% RH)
- For Rooms up to 52 m²
- Two Speed Fan
- Smart Dehumidifying Mode
- Turbo Mode
- Quiet Operation – 45 dB
- Automatic Humidity Control System
- Auto Start / Stop Timer from 0 to 24 h
- Electronic Control Panel
- Water Tank with Level Mark
- Tank Control System – Unit Automatically Stops when Tank is Full
- Removable and Washable Filter
- Continuous Operation
- Auto-Restart if Unit Breaks Off Unexpectedly due to Power Cut
- Continuous Draining Facility



○ SDH 1010WH

Dehumidifier

- Absorbed Humidity 10 l / 24 h
- Power Input: 290 W
- Volume of Water Tank: 2 l
- Operating Temperature 5 °C – 35 °C
- Adjustable level of humidity 35–85 % by 5 %
- Indication of Humidity (% RH)
- For Rooms up to 31 m²
- Two Speed Fan
- Night Mode
- Quiet Operation – 40 dB
- Automatic Humidity Control System
- Auto Start / Stop Timer from 0 to 24 h
- Electronic Control Panel
- Water Tank with Level Mark
- Tank Control System – Unit Automatically Stops when Tank is Full
- Removable and Washable Filter
- Continuous Operation
- Auto-Restart if Unit Breaks Off Unexpectedly due to Power Cut
- Continuous Draining Facility
- Auto Defrost Function



● **SHF 2001GR**
● **SHF 2000BL**

Humidifier

- High frequency ultrasound oscillator principle (2.4 MHz)
- Suitable for rooms up to 30 m²
- Operating time of 12 hours without the need to refill water
- Humidifier output 250 ml/hour
- Produces cold steam (does not affect the temperature in the room)
- Very quiet operation (suitable for bedrooms)
- 3-litre water tank
- Supplied accessories: cleaning brush, water scale filter
- Noise level • Power input: 30 W Length of power cord: 1.2 m
- Dimensions (width x depth x height): 250 x 259 x 264
- Weight: 1.7 kg
- Voltage and frequency: 220-240 V, 50 Hz



● **SHF 2051GR**
● **SHF 2050BL**

Humidifier

- High frequency ultrasound oscillator principle (2.4 MHz)
- Suitable for rooms up to 35 m²
- Operating time of 16 hours without the need to refill water
- Humidifier output 250 ml/hour
- Special filter that prevents the formation of scale deposits (absorbs magnesium and calcium oxides)
- Produces cold steam (does not affect the temperature in the room)
- Very quiet operation (suitable for bedrooms)
- Variable humidifying power
- Output control knob
- 4-litre water tank
- Water level mark on the water tank for easy control of the water level
- Light signal indicating lack of water
- 360° rotating steam exhaust outlet
- Double protection: automatic shut off when the water in the water tank is used up
- automatic shut off when the water tank is removed
- Anti-slip feet



● **SHF 921GR**
● **SHF 920BL**

Humidifier

- Designed to blend into interior spaces
- Night light for creating a pleasant atmosphere
- Works on a high-frequency ultrasound oscillator principle at a frequency of 2.4 MHz
- Produces cold steam (does not affect the temperature in the room)
- Operating time per single tank: up to 6 hours at max. output
- Very quiet operation thanks to NOISELESS technology
- Ideal for bedrooms, children's rooms, living rooms or offices.
- Automatic shut off when the water in the water tank is used up
- Variable humidifying power
- Space-saving ergonomic design
- Transparent water tank.
- Suitable for rooms up to 20 m²
- LED water level indicator
- Humidifying output: 300 ml/h
- Dimensions (width x depth x height): 23 x 17.5 x 24.5 cm
- Weight: 950 g



10

Home & Garden

Home & Garden

Travel Coolers
Steam Cleaner
Window Cleaner
Insect Killers



○ **SCM 4233BL**

Travel Cooler

- Modern design with 33-litre capacity
- Strong retractable handle and large wheels for easy rolling
- Cooling and warming mode
- Green/Red LEDs indicate cooling or warming
- For use in the car and at home (dual power supply 12/230 V)
- Removable divider grid for appropriately arranging contents
- Large handle for easy carrying
- Connection to 12 V socket (car cigarette lighter) / 230 V mains power socket
- ECO mode when powered by 230 V (cooling will stop when 12 °C is reached)
- Room for nine 1.5-litre PET bottles or five 2-litre PET bottles with the lid closed
- Cools down to 16-18 °C below ambient temperature
- Removable lid
- Dual-safety closing system
 - lid can only be opened when the handle is tilted down
 - plastic block on top lid, open lid cannot fall down and hurt hands
- Ventilation system with long life brushless motor



○ **SCM 3224BL**

Travel Cooler

- Modern design with 24-litre capacity
- Cooling and warming mode
- 3 practical pockets on the front and two sides, for storing travel items
- For use in the car and at home (dual power supply 12/230 V)
- Green/red LEDs indicate cooling or warming
- Large handle for easy carrying
- Connection to 12 V socket (car cigarette lighter) / 230 V mains power socket
- ECO mode when powered by 230 V (cooling will stop when 12 °C is reached)
- Room for six 1.5-litre PET bottles or five 2-litre PET bottles with the lid closed
- Cools Down to 16-18 °C below Ambient Temperature
- Dual-safety closing system
 - lid can only be opened when the handle is tilted down
 - plastic block on top lid, open lid cannot fall down and hurt hands
- Ventilation system with long life brushless motor
- Quality insulation
- Power input 60 W



○ **SCM 2224BL**

Travel Cooler

- Cooling and warming mode
- For use in the car and at home (dual power supply 12/230 V)
- Green/red LEDs indicate cooling or warming
- Large handle for easy carrying
- Connection to a 12 V socket (car cigarette lighter) / 230 V mains power socket
- ECO mode when powered by 230 V (cooling will stop when 12 °C is reached)
- Room for six 1.5-litre PET bottles or five 2-litre PET bottles with the lid closed
- Cools down to 16-18 °C below ambient temperature
- Dual-safety closing system
 - lid can only be opened when the handle is tilted down
 - plastic block on top lid, open lid cannot fall down and hurt hands
- Ventilation system with long life brushless motor
- Quality insulation
- Power input 60 W
- Length of 12 V power cord: 2 m
- Length of 230 V power cord: 1.8 m
- Dimensions (w × h × d): 398 × 430 × 300 mm
- Weight: 8 kg



○ **SCM 3125**

Travel Cooler

- Thermoelectric Cooler
- Use in car voltage system 12 V DC
- 230 V adapter Sencor SCX 100 as optional accessories
- ABS battery monitor protects your vehicle battery against discharging
- 24 l gross capacity
- With closed lid holds up to 6 × 1 l or 4 × 1 l + 2 × 2 l
- Cooling capacity up to 16 °C below ambient temperature
- Cord storage in lid
- Detachable basic lid
- Additional lightweight insulating lid
- Three zipped pockets
- Adjustable shoulder strap
- Input 47 W
- Length of 12 V power cord: 2.3 m
- Dimensions (W × H × D): 42 × 42 × 30 cm
- Weight: 4.3 kg



○ **SCM 2025**

Travel Cooler

- Thermoelectric Cooler
- Use in car and at home - dual voltage system 12 V DC / 230 V AC
- 12 V DC (auto-switch) / 230 AC
- ECO mode for 230 V power (this mode will cut off cooling at 12 °C)
- 24 l gross capacity
- With closed lid holds up to 6 × 1 l or 4 × 1 l + 2 × 2 l
- Cooling capacity up to 20 °C below ambient temperature
- Detachable lid
- Cord storage in lid
- Double fan system
- Input 47 W
- Length of 12 V power cord: 2.3 m
- Length of 230 V power cord: 1.5 m
- Dimensions (W × H × D): 39 × 42 × 28 cm
- Weight: 1.4 kg



○ **SCM 1025**

Travel Cooler

- Thermoelectric Cooler
- Use in car, voltage system 12 V DC
- 230 V adapter Sencor SCX 100 as optional accessories
- ABS battery monitor protects your vehicle battery against discharging
- 24 l gross capacity
- With closed lid holds up to 6 × 1 l or 4 × 1 l + 2 × 2 l
- Cooling capacity up to 20 °C below ambient temperature
- Detachable lid
- Safety locking lid mechanism - lid can be opened only when handle is fixed down
- Cord storage in lid
- Double fan system
- Input 47 W
- Length of 12 V power cord: 2.3 m
- Dimensions (W × H × D): 39 × 42 × 28 cm
- Weight: 4.1 kg



○ **SCM 3033BL**

Travel Cooler

- Thermoelectric Cooler
- Use in car - 12 V
- Pro použití v autě - napájení 12 V
- 32 l gross capacity
- With closed lid holds up to 6 x 1,5 l + 2 x 1 l upright standing bottle
- Cooling capacity up to 15 °C below ambient temperature
- 3 outside handy pockets
- Possible to store power cord in a pocket
- Adjustable shoulder straps
- Folds away to a small pack of 40 x 38 x 14 cm
- High-quality insulation
- Input 35 W
- Length of 12 V power cord: 2.6 m
- Dimensions (W x H x D): 40 x 38 x 28 cm
- Weight: 2.9 kg



○ **SCM 4800**

Travel Cooler

- Portable refrigerator with cooling and heating function.
- Dual use:
 - in the car (12 V)
 - at home (220 – 240 V)
- A SENCOR SCX 100 voltage converter (not included in the delivery) must be purchased for the 220-240 V supply
- Three functions in one:
 - cools food and drinks
 - Heats up cold food and cold drinks
 - Keeps food hot and drinks warm
- Can be used as a central console and an armrest in one
- Specially designed openings in the rear enable 3 different ways to fix the fridge in the car:
 - between the rear passenger seats using the supplied belt
 - on the passenger seat using a 3-point safety belt
 - on the rear middle rear using a 2 or 3 point safety belt
- Practical shoulder strap with adjustable length with non slip strap pad
- Volume 8 l
- Can hold up to up to eleven 0.33 litre cans when closed



○ **SCM 4700**

Travel Cooler

- Portable with cooling and heating function.
- Dual use: in the car (12 V), at home (220 – 240 V)
- A SENCOR SCX 100 voltage converter (not included in the delivery) must be purchased for the 220-240 V supply
- Three functions in one: cools food and drinks, Heats up cold food and cold drinks, Keeps food hot and drinks warm
- Practical shoulder strap with adjustable length with non slip strap pad
- Volume 7 l
- Can hold up to eleven 0.33 litre cans or six 0.5 litre cans when closed
- Cools up to 20 °C below ambient temperature
- Heats up to 65 °C





○ **SSC 3001YL**

Steam Cleaner

- Particularly suitable for cleaning hard surfaces (tiles, cooktops, glass...)
- Removes up to 99% of standard bacteria
- Removes stains, limescale deposits, grease, etc.
- Water heats up in 2.5 minutes ensuring a very quick start
- Safety valve protects against scalding by the steam
- Wide range of accessories: Basic straight nozzle; Bent nozzle; Flexible hose; Mini mop head with cover cloth; Round window/mirror cleaning brush
- Power input: 1000 W
- Voltage and frequency: 220-240 V, 50/60 Hz
- Maximum pressure: 3 bar
- Tank capacity: 350 ml
- Power cord length: 4 m
- Weight: 1 kg



○ SCW 3001YL

Window Cleaner

- 3.6 V Li-Ion battery guarantees smooth operation while maintaining low weight
- Battery operation ensures maximum freedom of movement
- Operating time: 20 minutes (50 windows)
- Leaves no smudges or residues
- Saves time and effort
- Transparent water tank with capacity of: 200 ml for easy visibility
- Cleaning mop is great for washing windows and glass surfaces made from special material designed for washing smooth surfaces
- Practical detergent sprayer with integrated 2-in-1 cleaning mop makes cleaning easier and faster
- Thanks to its smart sprayer, your hand will not come into contact with water
- Works at all angles to ensure uninterrupted work progress
- Battery charge indicator
- Ergonomic handle for comfortable use, suitable for right- and lefthanders.
- Low noise level
- Up to 20 minutes of non-stop operation
- Applications:
 - All smooth surfaces
 - Windows
 - Mirrors
 - Shower screens
 - Wall tiles
 - Glass furniture
 - Display windows
- Technical Parameters:
 - Dimensions (L × W × H): 370 × 280 × 120 mm
 - Battery charging time: 4 h
 - Battery operation time: 20 min
 - Working width of suction nozzle: 280 mm
 - Dirty water tank capacity: 100 ml
 - Spray tank container capacity: 200 ml
 - Weight incl. battery: 770 g
 - Frequency: 50/60 Hz
 - Voltage: 100-240 V



○ **SIK 5000BK**

Insect Killer

- Effectively kills flying insects
- Suitable for cottages, weekend houses, gardens, verandas etc.
- 2 x 4 W UV light alluring insects (wave length: 365 nm)
- Operating range: 30 m²
- Ecological operating without smoke, chemical agent and poison
- Outer safety grill
- Practical hanging ring
- ON/OFF switch
- Voltage on electrodes: 1600 V
- Light life: 5000 h
- Power cord length: 2.7 m
- Dimensions (width x depth x height): 147 x 93 x 221 mm
- Weight: 0.38 kg

Comparison Table



STAND MIXER


	STM 7330SL	STM 7310SL	STM 787x	STM 635x	STM 4460GG STM 4467CH	STM 40WH	STM 3700WH	STM 375x	STM 3730SL
Power input	1200 W	1200 W	1000 W	1000 W	1000 W	1000 W	1000 W	800 W	800 W
6 years warranty for motor	yes	yes	yes	yes	-	-	-	-	-
Pulse function	yes	yes	yes	yes	yes	-	yes	-	-
Speed levels	8	8	8	8	8	8	10	6	6
Number of hubs	2	2	3	3	4	2	3	3	1
LED light	-	-	yes	yes	-	-	-	yes	yes
Bowl volume	2 x 4,5 / 5 l	4,5 / 5 l	3 / 4,5 l	4,5 l	4,5 l	4,5 l	4,0 l	4,0 l	4,0 l
Number of bowl	3	2	2	1	1	1	1	1	1
LED display	-	-	yes	-	-	-	-	-	-
Blending jug	-	-	yes	yes	yes	-	yes	yes	-
Smoothie	-	-	-	-	yes	-	-	yes	-
A-shaped beater	yes	yes	yes	yes	yes	-	yes	yes	yes
Kneading blade	yes	yes	yes	yes	yes	yes	yes	yes	yes
Balloon beating whisk	yes	yes	yes	yes	yes	yes	yes	yes	yes
Flexi beater	yes	yes	yes	yes	-	-	-	yes	yes
Meat grinder	-	-	yes	yes	yes	yes	yes	-	-
Grater	-	-	-	-	yes	yes	yes	-	-
Food processor	-	-	-	-	yes	-	-	-	-
Cookie maker	-	-	yes	yes	-	-	-	-	-
Pasta maker	yes	-	-	-	-	-	-	-	-

SUPER BLENDERS

	SBU 8900SL	SBU 787x	SBU 9000NP	SBU 8850NP SBU 8800NP	SBU 7730BK SBU 7790NP	SBL 5750SS	SBL 4371 SBL 4370	SBL 3271SS SBL 3272RD
Power	1200 W	1500 W	1200 W	2000 W	1800 W	1000 W	600 W	250 W
RPM	30 000 RPM	28 000 RPM	30 000 RPM	33 000 RPM	28 000 RPM	-	-	-
Warranty for motor	6 years	-	10 years	6 years	-	-	-	-
Programs	6	7	8	3	7	3	3	3
Speeds	6	-	10	3	6	2	-	-
Number of blades	6	8	6	6	6	6	2	2
Titanium blades	yes	yes	yes	yes	yes	yes	-	-
Tritan	yes	yes	yes	yes	yes	glass	glass	glass
Vacuuming	yes	yes	-	-	-	-	-	-


NUTRI AND SMOOTHIE

	SNB 9000NP	SNB 6606NP	SNB 6601RD SNB 6600BK	SNB 430x	SBL 7500 SS	SBL 717x	SBL 320x	SBL 2550	SBL 2330	SBL 2310	SBL 221x
Power	1000 W	1200 W	1200 W	1000 W	800 W	800 W	600 W	600 W	500 W	500 W	500 W
Warranty for motor	10 years	6	-	-	-	-	-	-	-	-	-
Number of bottles	3	5	2	2	2	2	2	2	3	2	2
Number of blades	4	6	6	6	6	6	4	4	4	4	4
Titanium blades	yes	yes	yes	yes	yes	yes	yes	yes	yes	yes	yes
Tritan	yes	yes	yes	yes	yes	yes	yes	yes	yes	yes	yes
Preset Blending Programs	4	3	3	-	2	2	-	-	-	-	-
Vacuuming	-	-	-	-	-	yes	-	-	-	-	-



JUICERS

	SSJ 9000NP	SSJ 4070SL	SSJ 4050NP	SSJ 4042RD SSJ 4041BK	SJE 5050SS	SJE 1055SS	SJE 741SS	SCJ 9000NP	SCJ 6050SS	SCJ 1051GR
Type	Slow juicer	Slow juicer	Slow juicer	Slow juicer	Centrifuge	Centrifuge	Centrifuge	Citrus press	Citrus press	Citrus press
Power	200 W	400 W	400 W	400 W	1 200 W	800 W	400 W	80 W	60 W	40 W
Number of RPM	40-80	60	60	60	6 400 - 11 600	10 600/12 600	11 000/13 000	110	-	-
Speeds	-	-	-	-	5	2	2	-	-	-
Microstainer	3	1	1	1	1	1	1	1	1	1
Pulp container	1,2 l	0,8 l	0,8 l	0,8 l	2,0 l	1,6 l	1,2 l	-	-	-
Juice jug	1,2 l	0,8 l	0,8 l	0,8 l	1,0 l	0,75 l	-	2 l	-	-
Drip stop	yes	yes	yes	yes	yes	yes	yes	yes	yes	-
Warranty for motor	10 let	-	-	-	-	-	-	10 let	-	-
Dimensions (d × s × v)	220 × 270 × 450 mm	200 × 175 × 495 mm	230 × 210 × 445 mm	230 × 210 × 445 mm	215 × 315 × 424 mm	280 × 170 × 390 mm	175 × 250 × 285 mm	190 × 185 × 280 mm	177 × 177 × 255 mm	200 × 200 × 150 mm



HAND MIXERS

	SHB 5501CH	SHB 560x	SHB 4501	SHB 446x	SHB 4450WH	SHB 4260WH	SHB 4358WH SHB 4359BK	SHB 4355	SHB 4110WH
Power	1 000 W	1 000 W	1 000 W	800 W	800 W	500 W	600 W	400 W	400 W
Warranty for motor	6 years	6 years	6 years	6 years	-	-	-	-	-
Continuous speed control	yes	yes	yes	yes	yes	-	-	-	-
Number of speeds	20	20	20	20	-	2	2	2	2
Stainless steel attachment	yes	yes	yes	yes	yes	yes	yes	yes	-
Stainless steel blades	yes	yes	yes	yes	yes	yes	yes	yes	yes
Beaker	yes	yes	yes	yes	yes	yes	yes	yes	yes
Chopper	yes	yes	yes	yes	yes	yes	-	-	-
Food processor	yes	-	-	-	-	-	-	-	-
Stainless steel whisker	yes	yes	yes	yes	yes	yes	-	-	-

VACUUM SEALERS

	SVS 4010SS	SVS 3010GY	SVS 2010WH	SVS 1010WH
Compressor output	12 l / min -0,8 bar	12 l / min -0,8 bar	12 l / min -0,8 bar	12 l / min -0,8 bar
Maximum roll and film width	30 cm	30 cm	30 cm	30 cm
Inner foil storage	yes	-	-	-
Vacuum mode to Gentle vacuum	yes	yes	yes	-
Vacuum mode to Normal vacuum	yes	yes	yes	-
Vacuum mode to Moist vacuum	yes	yes	yes	-
Vacuum mode to Dry vacuum	yes	yes	yes	-
Marinating	yes	-	-	-
Canister	yes	yes	yes	yes
Dimensions	80 × 400 × 210 mm	65 × 355 × 155 mm	65 × 355 × 155 mm	65 × 355 × 155 mm

OVENS

	SEO 3628SS	SEO 3610SS	SEO 2828BK	SEO 2810BK	SEO 1710BK	SEO 0910BK
Volume	36 l	36 l	28 l	28 l	17 l	9 l
Power	3 250 W	1 500 W	3 250 W	1 500 W	1 380 W	800 W
Adjustable Temperature Control	90 – 230 °C	90 – 230 °C	90 – 230 °C	90 – 230 °C	90 – 230 °C	90 – 230 °C
Hotplate	yes	-	yes	-	-	-
Upper heating	yes	yes	yes	yes	yes	-
Lower Heating	-	yes	-	yes	yes	-
Upper + Lower Heating	yes	yes	yes	yes	yes	-
Upper Heating + Rotisserie Function	yes	yes	yes	yes	-	-
Lower Heating + Rotisserie Function	yes	yes	yes	yes	-	-
Upper + Lower Heating + Rotisserie Function	yes	yes	yes	yes	-	-
Rotisserie fork	yes	yes	yes	yes	-	-
Pizza stone	yes	yes	-	-	-	-
Dimensions	530 × 390 × 390 mm	530 × 390 × 360 mm	500 × 370 × 350 mm	500 × 370 × 350 mm	440 × 400 × 230 mm	370 × 210 × 370 mm
Weight	10,1 kg	7,8 kg	9,9 kg	7,8 kg	5 kg	2,8 kg

MICROWAVE OVENS

	SMW 6520DSG	SMW 6420DS	SMW 6320	SMW 6022	SMW 600IDS	SMW 5220	SMW 4217WH
Microwave heating	yes	yes	yes	yes	yes	yes	yes
Grill	yes	-	-	-	-	yes	yes
Exterior housing	stainless steel	stainless steel	stainless steel	stainless steel	stainless steel	enamel	enamel
Interior finish	stainless steel	stainless steel	enamel	enamel	enamel	enamel	enamel
Controls	digitalni	digitalni	digitalni	digital / manual	digital / manual	digital / manual	manual
Internal volume	20 l	20 l	20 l	20 l	20 l	20 l	17 l
Microwave power	700 W	700 W	700 W	800 W	700 W	700 W	700 W
Grill power	800 W	-	-	-	-	1 000 W	900 W
Number of microwave power levels	5	5	5	5	5	5	4
Pre-programmed cooking	6	6	6	8	8	8	-
Combination cooking mode (Micro/Grill)	yes	-	-	-	-	yes	yes
Defrost	yes	yes	yes	yes	yes	yes	yes
Delayed start	yes	yes	yes	yes	yes	yes	-
Timer	yes	yes	yes	yes	yes	yes	yes
Digital clock	yes	yes	yes	yes	yes	yes	yes
Grilling rack	-	-	-	-	-	yes	yes
Sound signals	yes	yes	yes	yes	yes	yes	yes
Child Safety Lock	yes	yes	yes	yes	yes	yes	-
Door opening system	button	button	button	button	button	button	handle
Diameter of the rotating plate (mm)	245 mm	245 mm	245 mm	245 mm	245 mm	255 mm	245 mm
Dimensions (w × h × d)	454 × 330 × 262 mm	454 × 330 × 262 mm	454 × 330 × 262 mm	452 × 375 × 262 mm	452 × 351 × 262 mm	440 × 355 × 258 mm	452 × 355 × 262 mm
Weight	12 kg	12 kg	12 kg	12 kg	10,5 kg	11,2 kg	11,5 kg

MICROWAVE OVENS

						
Microwave heating	yes	yes	yes	yes	yes	yes
Grill	yes	-	-	-	-	-
Exterior housing	enamel	enamel	enamel	stainless steel	enamel	enamel
Interior finish	enamel	enamel	enamel	enamel	enamel	enamel
Controls	digital / manual	digital / manual	manual	manual	manual	manual
Internal volume	17 l	17 l	17 l	17 l	17 l	17 l
Microwave power	700 W	700 W	700 W	700 W	700 W	700 W
Grill power	1 200 W	-	-	-	-	-
Number of microwave power levels	5	5	5	5	5	5
Pre-programmed cooking	8	8	-	-	-	-
Combination cooking mode (Micro/Grill)	yes	-	-	-	-	-
Defrost	yes	yes	yes	yes	yes	yes
Delayed start	yes	yes	-	-	-	-
Timer	yes	yes	yes	yes	yes	yes
Digital clock	yes	yes	-	-	-	-
Grilling rack	-	-	-	-	-	-
Sound signals	yes	-	yes	yes	yes	yes
Child Safety Lock	yes	yes	-	-	-	-
Door opening system	button	handle	handle	handle	handle	button
Diameter of the rotating plate (mm)	245 mm	245 mm	245 mm	245 mm	245 mm	245 mm
Dimensions (w × h × d)	450 × 340 × 260 mm	450 × 350 × 260 mm	450 × 325 × 260 mm	450 × 360 × 265 mm	450 × 355 × 262 mm	450 × 340 × 260 mm
Weight	10,5 kg	10,5 kg	10,5 kg	10,5 kg	10,5 kg	10,5 kg

WATER KETTLES

									
	SWK 1760BK SWK 1761WH	SWK 2550SS	SWK 177x	SWK 122x	SWK 1755	SWK 1757SS	SWK 1720BK	SWK 1711SS	SWK 1031SS
Material	stainless steel	stainless steel	stainless steel	stainless steel	stainless steel	stainless steel	stainless steel	stainless steel	stainless steel
Volume	1,7 l	2,5 l	1,7 l	1,2 l	1,7 l	1,7 l	1,7 l	1,7 l	1,0 l
Power	2 400 W	3 000 W	2 150 W	2 150 W	2 000 W	2 150 W	2 200 W	2 150 W	2 000 W
Concealed Heating Coil	yes	yes	yes	yes	yes	yes	yes	yes	yes
Water level mark	yes	-	yes	yes	yes	yes	yes	-	-
Removable filter for removing impurities	yes	yes	yes	yes	yes	yes	yes	yes	yes
Protection against overheating when turned on without water	yes	yes	yes	yes	yes	yes	yes	yes	yes
Automatic shut-off when removed from the base	yes	-	-	-	yes	yes	yes	-	yes
Adjustable Temperature	yes	-	-	-	-	-	-	-	-
Keep Warm Function	yes	-	-	-	-	-	-	-	-

color

color

WATER KETTLES

					
	SWK 1590SS	SWK 1890SS	SWK 2090BK	SWK 2080BK	SWK 1785BK
Material	glass	glass	glass	glass	glass
Volume	1,5 l	1,8 l	2,0 l	2,0 l	1,7 l
Power	1 500 W	2 200 W	2 200 W	2 200 W	2 200 W
Concealed Heating Coil	yes	yes	yes	yes	yes
Water level mark	-	-	-	-	-
Removable filter for removing impurities	-	yes	yes	yes	yes
Protection against overheating when turned on without water	yes	yes	yes	yes	yes
Automatic shut-off when removed from the base	yes	yes	-	-	-
Adjustable Temperature	yes	yes	yes	-	-
Keep Warm Function	yes	yes	yes	-	-

WATER KETTLES

	SWK 1792BK SWK 1791WH	SWK 181x	SWK 150x	SWK 101x	SWK 251BK SWK 2510WH	SWK 1800WH	SWK 1500	SWK 1001OR
Material	plastic	plastic	plastic	plastic	plastic	plastic	plastic	plastic
Volume	1,7 l	1,8 l	1,5 l	1,0 l	2,5 l	1,8 l	1,5 l	1,0 l
Power	2 400 W	2 000 W	2 000 W	1 100 W	2 200 W	2 000 W	2 000 W	2 000 W
Concealed Heating Coil	yes	yes	yes	yes	yes	yes	yes	yes
Water level mark	yes	yes	yes	yes	yes	yes	yes	yes
Removable filter for removing impurities	yes	yes	yes	yes	yes	yes	yes	yes
Protection against overheating when turned on without water	yes	yes	yes	yes	yes	yes	yes	yes
Automatic shut-off when removed from the base	yes	yes	yes	-	-	yes	yes	-
Adjustable Temperature	yes	-	-	-	-	-	-	-
Keep Warm Function	yes	-	-	-	-	-	-	-



HOT BEVERAGE MAKERS

	SES 9020NP	SES 9010CH	SES 8020NP	SES 8010CH	SES 7010NP	SES 4040BK SES 4050SS	SES 4010SS	SES 1710BK
Type	Automatic espresso	Automatic espresso	Automatic espresso	Automatic espresso	Automatic espresso	Espresso machine	Espresso machine	Espresso machine
Pump pressure	19 bar	19 bar	19 bar	19 bar	19 bar	20 bar	15 bar	15 bar
LED panel	yes	yes	yes	yes	yes	-	-	-
Preset programs	yes	yes	yes	yes	yes	yes	-	-
Volume of coffee bean hopper	300 g	150 g	150 g	150 g	150 g	-	-	-
Water container capacity	1,1 l	1,1 l	1,1 l	1,1 l	1,1 l	1,4 l	1,5 l	1,5 l
Containers for milk	yes (2x)	yes	-	-	-	yes	-	-
Steam nozzle	-	-	yes	yes	-	-	yes	yes
Double shot	-	-	yes	-	-	-	-	-
Cup-warmer plate	-	-	-	-	-	yes	yes	yes
Power	1 470 W	1 470 W	1 470 W	1 470 W	1 470 W	1 450 W	1 050 W	1 050 W
Dimensions (s × h × v)	410 × 180 × 315 mm	410 × 180 × 315 mm	410 × 180 × 315 mm	410 × 180 × 315 mm	410 × 180 × 315 mm	309 × 229 × 355 mm	380 × 203 × 290 mm	380 × 203 × 290 mm



VACUUM CLEANERS							color	
								
	SVC 9300BK	SVC 9050BL	SVC 9000BK	SVC 8501TI	SVC 8505TI	SVC 6920 OR-EUE3	SVC 8VT	SVC 8YL
parameters	bagged	bagged	bagged	bagged	bagged	bagged	bagged	bagged
Power input	800W	800W	700W	600W	700W	750W	700 W	700 W
6 years warranty for motor	yes	yes	yes	yes	yes	-	-	-
Sound power level	59 dB	69 dB	69 dB	69 dB	70 dB	75 dB	74 dB	74 dB
Radius of operation / length of power cord	12 m / 9 m	14 m / 11 m	14 m / 11 m	11 m / 8 m	11 m / 8 m	10 m / 7 m	9,5 m / 7 m	9,5 m / 7 m
Capacity of dust bag	4 l	4 l	4 l	3 l	3 l	3 l	2,3 l	2,3 l
Dimensions (width × depth × height)	540 × 332 × 255 mm	493 × 341 × 242 mm	493 × 341 × 242 mm	460 × 306 × 240 mm	460 × 306 × 255 mm	390 × 315 × 215 mm	438 × 313 × 229 mm	438 × 313 × 229 mm
features								
Inflow microfilter	multi-stage	multi-stage	multi-stage	1x	1x	1x	1x	1x
Carbon Filter	yes	yes	yes	-	-	-	-	-
Outflow microfilter	HEPA H13	HEPA H13	HEPA H13	HEPA H13	HEPA H13	HEPA H13	HEPA H13	HEPA H13
Remote Control	yes	yes	-	-	-	-	-	-
Telescopic tube	yes	yes	yes	yes	yes	yes	yes	yes
Tube material	metal	metal	metal	metal	metal	metal	metal	metal
Rubber coated wheels	yes	yes	yes	yes	yes	yes	yes	yes
Automatic cord winding	yes	yes	yes	yes	yes	yes	yes	yes
Full dust container indicator	yes	yes	yes	yes	yes	yes	yes	yes
Electronically controlled suction power	yes	yes	yes	yes	yes	yes	yes	yes
Parking position	2	2	2	2	2	2	2	2
supplied accessories								
Turbo-nozzle	yes	yes	yes	yes	yes	yes	yes	yes
Mini-turbo-nozzle for upholstery	yes	yes	yes	yes	yes	yes	-	-
Universal Floor Nozzle	yes	yes	yes	yes	yes	yes	yes	yes
Long Flexible Crevice Nozzle	yes	yes	yes	yes	yes	yes	-	-
Dusting Brush	yes	yes	yes	yes	yes	yes	yes	yes
Crevice Nozzle	yes	yes	yes	yes	yes	yes	yes	yes
Nozzle for upholstery	yes	yes	yes	yes	yes	yes	yes	yes
Spare bag	yes	yes	yes	yes	yes	yes	yes	yes

VACUUM CLEANERS

					
SVC 6900 GR-EUE3	SVC 7CA	SVC 684TQ-EUE3 SVC 682VT-EUE3	SVC 6001BK	SVC 52BK-EUE3 SVC 52GR-EUE3 SVC 52WH-EUE3	SVC 45BK-EUE3 SVC 45WH-EUE3 SVC 45BL-EUE3
bagged	bagged	bagged	bagged	bagged	bagged
parameters					
Power input	750 W	750 W	700 W	700 W	850 W
6 years warranty for motor	-	-	yes	-	-
Sound power level	75 dB	75 dB	79 dB	78 dB	79 dB
Radius of operation / length of power cord	10 m / 7 m	9 m / 6 m	10 m / 7 m	10 m / 7 m	7,5 m / 5 m
Capacity of dust bag	3 l	2,5 l	3 l	1,5 l	1,5 l
Dimensions (width × depth × height)	390 × 315 × 215 mm	390 × 315 × 215 mm	430 × 280 × 240 mm	345 × 255 × 210 mm	345 × 255 × 210 mm
features					
Inflow microfilter	1x	1x	1x	1x	1x
Carbon Filter	-	-	-	-	-
Outflow microfilter	HEPA H13	HEPA H13	HEPA H13	HEPA E12	1x
Remote Control	-	-	-	-	-
Telescopic tube	yes	yes	yes	yes	-
Tube material	metal	metal	metal	metal	plastic
Rubber coated wheels	yes	yes	yes	yes	yes
Automatic cord winding	yes	yes	yes	yes	yes
Full dust container indicator	yes	yes	yes	yes	yes
Electronically controlled suction power	yes	yes	yes	yes	-
Parking position	2	2	2	1	1
supplied accessories					
Turbo-nozzle	-	-	-	-	-
Mini-turbo-nozzle for upholstery	-	-	-	-	-
Universal Floor Nozzle	yes	yes	yes	yes	yes
Long Flexible Crevice Nozzle	yes	-	-	-	-
Dusting Brush	yes	yes	yes	yes	yes
Crevice Nozzle	yes	yes	yes	yes	yes
Nozzle for upholstery	yes	yes	-	-	-
Spare bag	yes	yes	yes	yes	yes

VACUUM CLEANERS

									
	bagless	bagless	bagless	bagless	bagless	bagless	combined	wet & dry	wet & dry
parameters									
Power input	700 W	700 W	700 W	700 W	800 W	890 W	700 W	1600 W	1400 W
6 years warranty for motor	yes	yes	yes	-	-	-	-	yes	yes
Sound power level	78 dB	78 dB	76 dB	74 dB	76 dB	76 dB	78 dB	90 dB	< 77 dB
Radius of operation / length of power cord	10 m / 7 m	8 m / 5 m	9 m / 6 m	8 m / 5 m	6,5 m / 5 m	7,5 m / 5 m	7,5 m / 5 m	9 m / 6 m	7,5 m / 5 m
Capacity of dust bag	3,5 l	1,3 l	2,3 l	0,7 l	1,5 l	1,5 l	3 l	1,6 l	16 l
Dimensions (width × depth × height)	460 × 275 × 330 mm	375 × 235 × 325 mm	400 × 293 × 225 mm	379 × 272 × 250 mm	410 × 280 × 260 mm	330 × 277 × 225 mm	420 × 350 × 250 mm	485 × 350 × 300 mm	374 × 425 × 490 mm
features									
Multi cyclone	yes	yes	-	-	-	-	-	-	-
Inflow microfilter	HEPA H13	HEPA H11	HEPA H13	HEPA H12	HEPA	HEPA	EPA	HEPA H12	1x
Outflow microfilter	yes	yes	2x	1x	1x	1x	HEPA H13	1x	1x
Telescopic tube	yes	yes	yes	yes	yes	-	yes	yes	yes
Tube material	metal	metal	metal	metal	metal	plastic	metal	metal	metal
Rubber coated wheels	yes	yes	yes	yes	yes	yes	yes	yes	yes
Automatic cord winding	yes	yes	yes	yes	yes	yes	yes	-	-
Full dust container indicator	yes	yes	yes	yes	-	-	-	1	1
Electronically controlled suction power	yes	yes	yes	yes	yes	yes	yes	yes	yes
Parking position	2	1	2	2	2	2	2	1	1
supplied accessories									
Turbo-nozzle	yes	-	yes	-	-	-	-	-	-
Mini-turbo-nozzle for upholstery	yes	-	yes	-	-	-	-	-	-
Universal Floor Nozzle	yes	yes	yes	-	yes	yes	yes	-	-
Long Flexible Crevice Nozzle	yes	-	-	-	-	-	-	-	-
parameters	-	yes	yes	yes	yes	yes	yes	yes	yes
Crevice Nozzle	yes	yes	yes	yes	yes	yes	yes	yes	yes
Nozzle for upholstery	-	yes	yes	yes	-	yes	-	yes	yes
Spare bag	-	-	-	-	-	-	yes	-	-
Wet Clean Floor and Window Nozzle	-	-	-	-	-	-	-	yes	-
Wet Clean Upholstery Nozzle	-	-	-	-	-	-	-	yes	-
Water Pick Up Nozzle	-	-	-	-	-	-	-	yes	yes
Combi Floor Nozzle	-	-	-	-	-	-	-	yes	yes
Turbo Brush	-	-	-	-	-	-	-	yes	-
Hard Floor Nozzle	-	-	-	-	-	-	-	yes	-
Long Flexible Crevice Nozzle	-	-	-	-	-	-	-	yes	-

HAIR DRYERS

	SHD 8270VT	SHD 7221GR	SHD 7220VT	SHD 7170WH	SHD 7120WH	SHD 6701RD SHD 6700VT
Motor	AC	DC	DC	DC	DC	DC
Power	2 200 W	1 800 W	1 500 W	2 000 W	2 000 W	2 000 W
Power levels	3	3	3	3	3	3
Speeds	2	2	2	2	2	2
Cool shot	yes	yes	yes	yes	yes	yes
Ionisation	yes	yes	yes	yes	-	-
Folding handle	-	yes	yes	yes	yes	-
Removable rear grill	yes	yes	yes	yes	yes	yes
Diffuser	yes	-	-	yes	-	yes
Length of power cord	3,5 m	1,7 m	1,7 m	1,7 m	1,7 m	2,6 m



HAIR DRYERS

	SHD 6600V SHD 6600 SHD 6600W	SHD 108VT	SHD 7030TQ	SHD 6505VT SHD6504W	SHD 6400V SHD 6400B	SHD 40G SHD 40B
Motor	DC	DC	DC	DC	DC	DC
Power	2 000 W	2 200 W	1 400 W	1 400 W	850 W	1 200 W
Power levels	3	3	3	2	2	2
Speeds	2	2	1	1	1	1
Cool shot	yes	yes	-	yes	yes	-
Ionisation	-	yes	-	-	-	-
Folding handle	-	-	yes	-	yes	-
Removable rear grill	yes	yes	yes	-	-	-
Diffuser	-	yes	-	yes	-	-
Length of power cord	2,6 m	1,7 m	1,7 m	1,7 m	1,7 m	1,7 m



FLAT IRONS

	SHI 782GR SHI 781VT SHI 780	SHI 530	SHI 131GD	SHI 110BK
Continuously adjustable temperature	120 – 230 °C	60 – 190 °C	200 °C	200 °C
Tourmaline technology	yes	yes	yes	yes
Slim design	yes	-	-	-
Surface area	90 x 21 mm	90 x 25 mm	90 x 24 mm	90 x 24 mm
LED display	-	yes	yes	yes
Power	35 W	90 W	30 W	30 W



CURLING IRON

	SHS 755VT SHS 755IRD	SHS 7401WH	SHS 7625WH	SHS 7619WH	SHS 7603
Temperature settings	2	2	120 – 200 °C	120 – 200 °C	2
Cold air	yes	yes	-	-	-
Ionisation	yes	-	-	-	-
Number of attachments	7	3	-	-	1
Power	1 000 W	1 000 W	50 W	50 W	13 W

ELECTRIC
SHAVER

	SHP 8400BK	SHP 8305BK	7201SL	SHP 7411BK	SHP 6201RD	SHP 4502BL SHP 4501BK	SHP 4302RD	SHP 3301BL	SHP 320SL	SHP 211SL
Power	Network / Aku	Network / Aku	Network / Aku	Network / Aku	Network / Aku	Network / Aku	Network / Aku	Network / Aku	Network	Network
Replaceable attachments	8	12	7	12	6	2	1	1	4	4
Blade width	46 mm	39 mm	41 mm	34 mm	41 mm	39 mm	35 mm	25 mm	45 mm	45 mm
Titanium blades	yes	yes	yes	yes	yes	-	-	-	-	-
Direct Drive	yes	yes	yes	yes	yes	-	-	-	-	-
Full charge	2 hours	2 hours	8 hour	2 hour	8 hour	8 hour	8 hour	8 hour	-	-
Operating time	1 hour	1 hour	45 minutes	2 hours	45 minutes	40 minutes	50 minutes	50 minutes	-	-
Travel case	yes	yes	-	-	-	-	-	-	-	-
Stojánek	-	yes	yes	yes	-	yes	-	-	-	-

PORTABLE AIR CONDITIONER



	SAC MT1222CH	SAC MT1221CH	SAC MT1220C	SAC MT9020C	SAC MT7020C
Max. cooling power	12 000 BTU/h	12 000 BTU/h	12 000 BTU/h	9 000 BTU/h	7 000 BTU/h
Recommended room area	30 - 41 m ²	30 - 41 m ²	30 - 41 m ²	20 - 31 m ²	13 - 18 m ²
Operating modes	4	4	3	3	3
Temperature setting range - cooling mode	18 - 32 °C	18 - 32 °C	18 - 32 °C	18 - 32 °C	18 - 35 °C
Temperature setting range - heating mode	10 - 25 °C	10 - 25 °C	-	-	-
Dehumidification	36 l/day	36 l/day	36 l/day	28 l/day	18 l/day
Fan mode	3	3	3	3	3
Energy class	A	A	A	A	A
Power input	1230 / 1035 W	1230 / 1035 W	1170 W	1 000 W	785 W
Dimensions (w × d × h)	440 × 369 × 720 mm	440 × 369 × 720 mm	440 × 369 × 720 mm	440 × 325 × 695 mm	270 × 480 × 695 mm

OIL FILLED RADIATOR



	SOH 812WH	SOH 810WH	SOH 611BK	SOH 6109BK	SOH 3213WH SOH 3313BK	SOH 3211WH SOH 3311BK	SOH 3209WH SOH 3309BK	SOH 3207WH SOH 3307BK	SOH 2107BK
Heating fins	12	10	11	9	13	11	9	7	7
Recommended room area	20 - 25 m ²	20 - 25 m ²	20 - 25 m ²	20 m ²	20 - 25 m ²	20 - 25 m ²	20 m ²	15 m ²	10 m ²
Heat settings	3	3	3	3	3	3	3	3	-
Power input	2 500 W	2 300 W	2 300 W	2 000 W	2 500 W	2 300 W	2 000 W	1 500 W	700 W
Double overheating protection	yes	yes	yes	yes	yes	yes	yes	yes	yes
LED display	yes	yes	yes	yes	-	-	-	-	-
Dimensions (w × d × h)	618 × 243 × 670 mm	535 × 243 × 670 mm	515 × 243 × 640 mm	435 × 243 × 640 mm	589 × 284 × 642 mm	523 × 284 × 642 mm	440 × 284 × 642 mm	362 × 282 × 641 mm	312 × 140 × 391 mm



SENCOR

www.sencor.eu